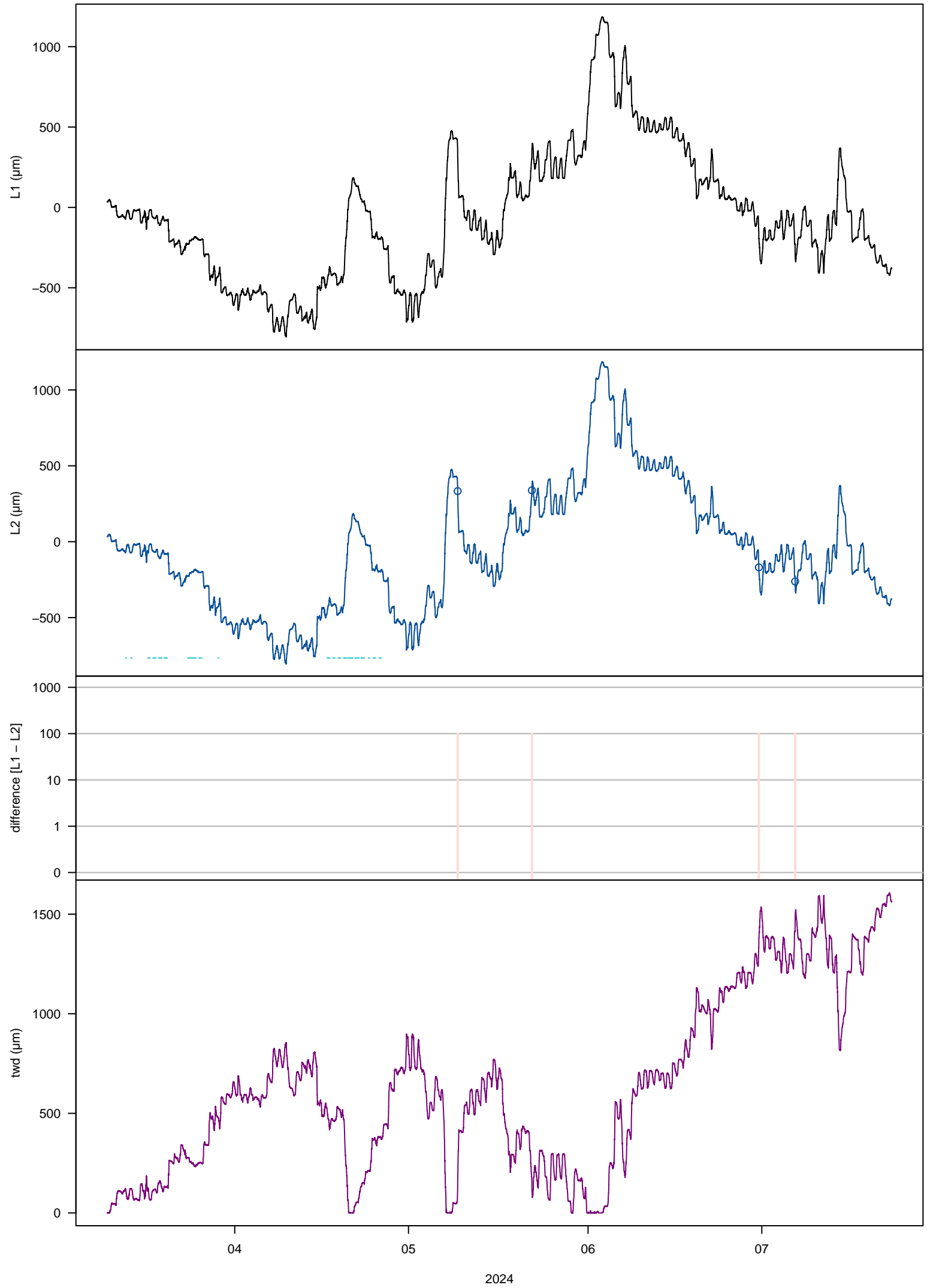
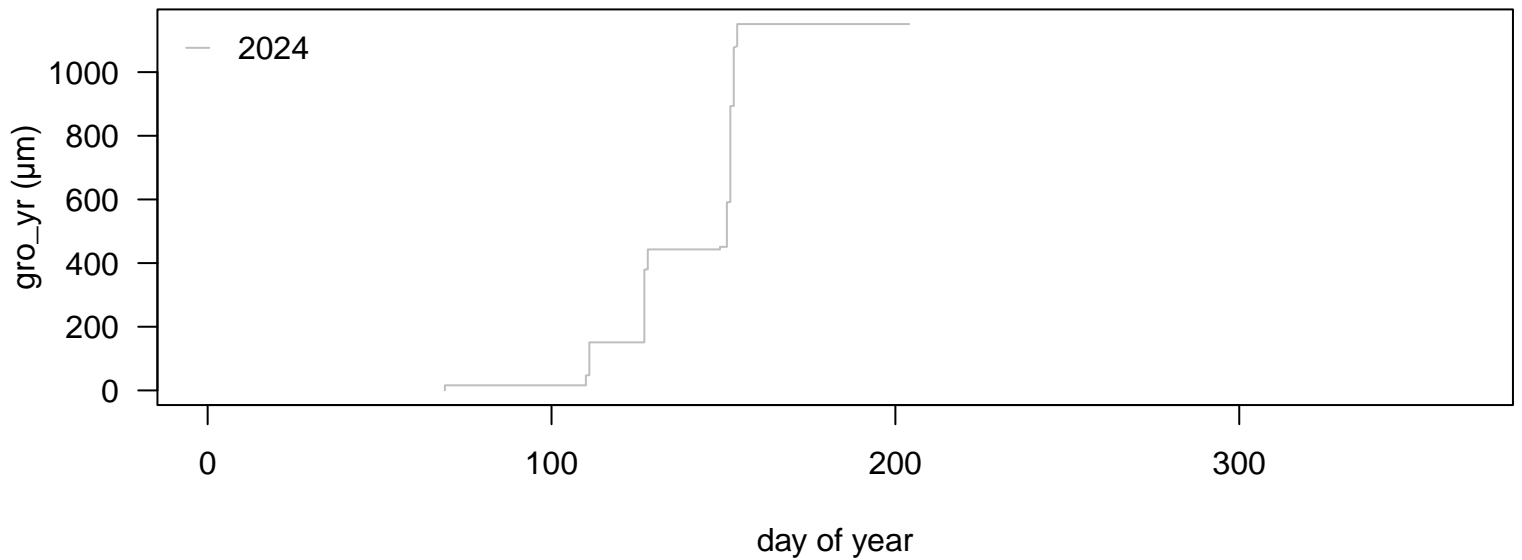


# 10. Increment [mm] 3/2\_2B5



## 10. Increment [mm]\_3/2\_2B5



### input variables

tol\_jump = 50  
tol\_out = 10  
frost\_thr = 5  
lowtemp = 5  
interpol = 48  
frag\_len = 2.1  
tz = UTC

### applied thresholds (µm)

tol\_jump = -1346.04 / 1346.04  
tol\_out = -278.9 / 278.9  
tol\_jump\_frost = -6730.2 / 6730.2  
tol\_out\_frost = -1394.5 / 1394.5

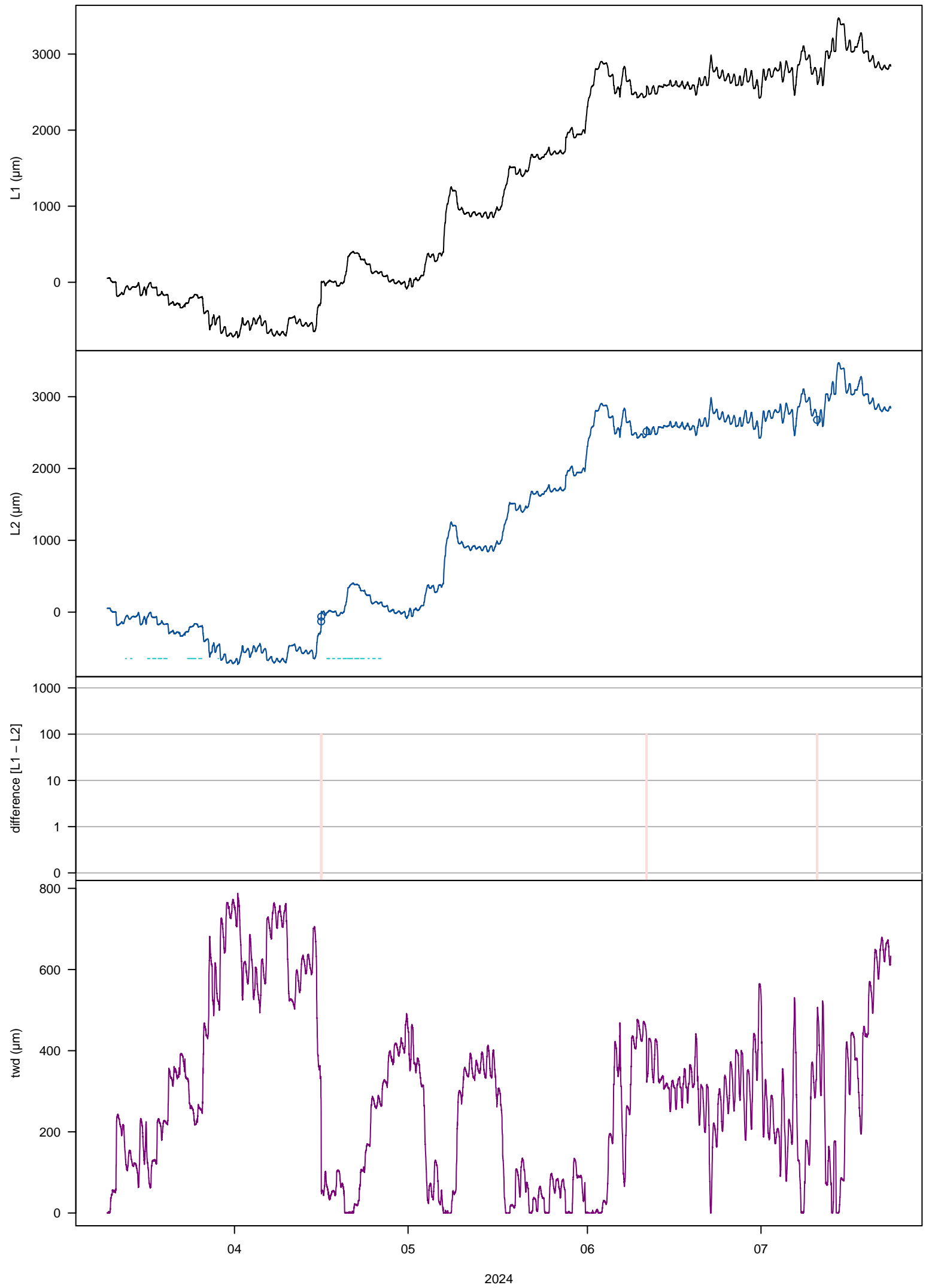
### changes in data

interpolated: 0.02%  
deleted: 0.02%  
missing: 0%

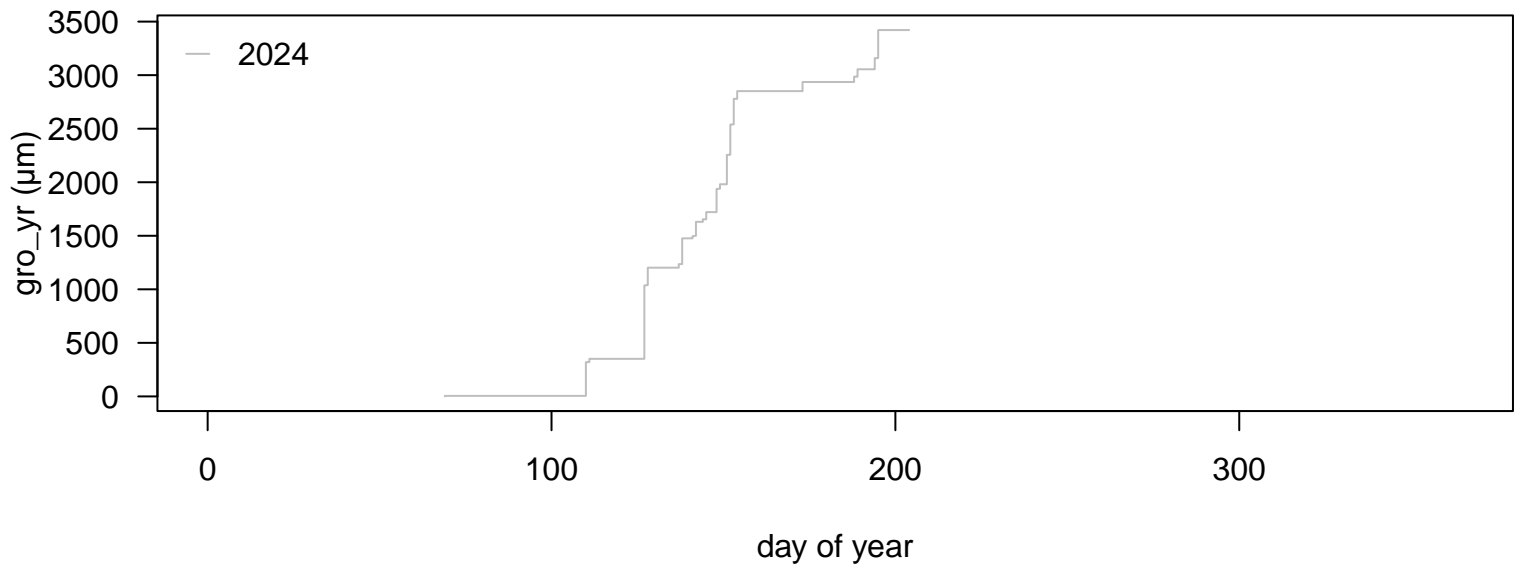
### growth statistics (µm): median (min / max)

month: 287.5 (16 / 560)  
week: 135 (16 / 634)  
day: 89 (8 / 302)  
hour: 6.5 (1 / 57)

# 11. Increment [mm] 3/3\_2C5



## 11. Increment [mm]\_3/3\_2C5



### input variables

tol\_jump = 50  
tol\_out = 10  
frost\_thr = 5  
lowtemp = 5  
interpol = 48  
frag\_len = 2.1  
tz = UTC

### applied thresholds ( $\mu\text{m}$ )

tol\_jump = -1345.62 / 1351.6  
tol\_out = -278.74 / 284.71  
tol\_jump\_frost = -6728.1 / 6758  
tol\_out\_frost = -1393.7 / 1423.55

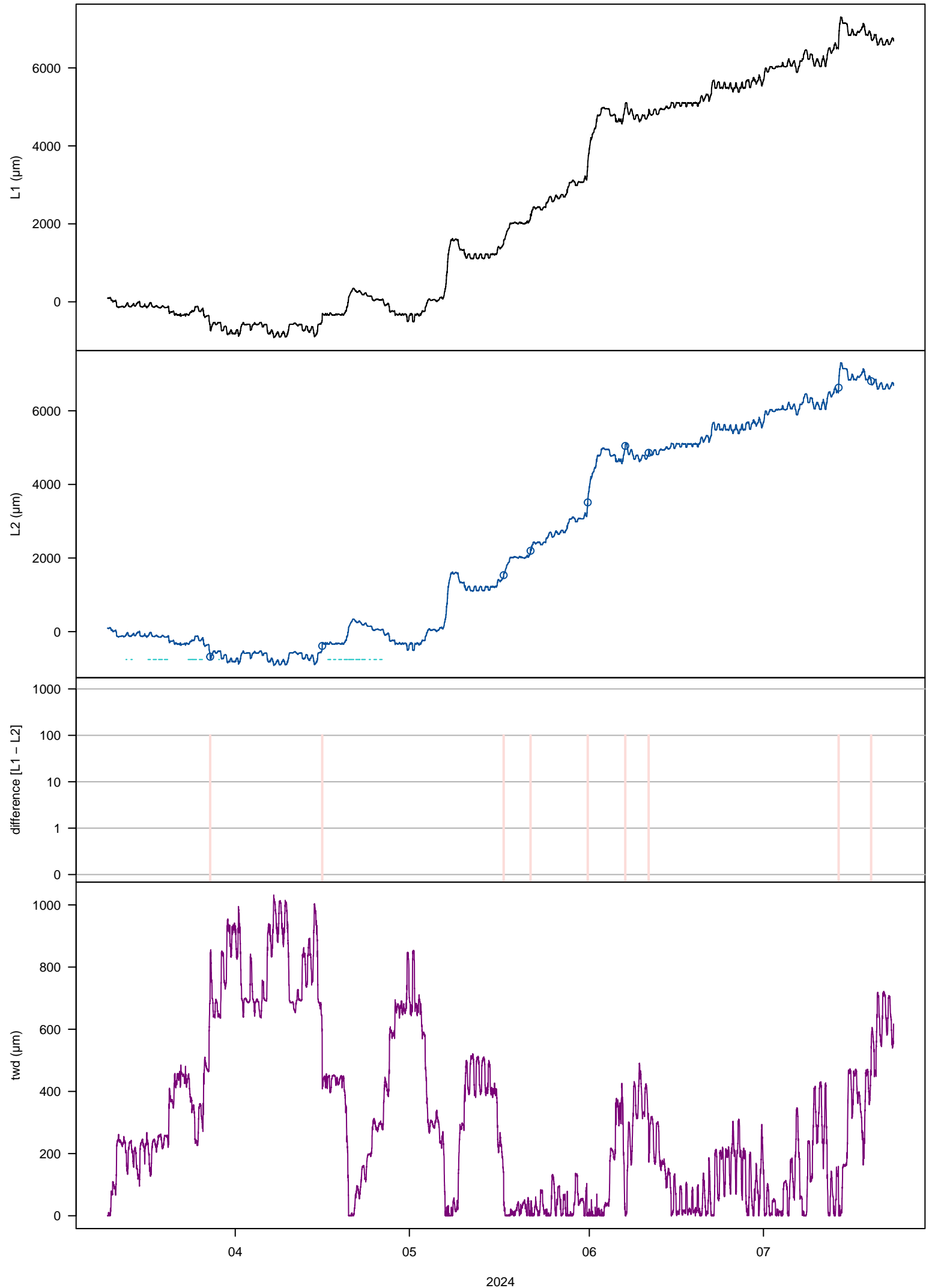
### changes in data

interpolated: 0.02%  
deleted: 0.02%  
missing: 0%

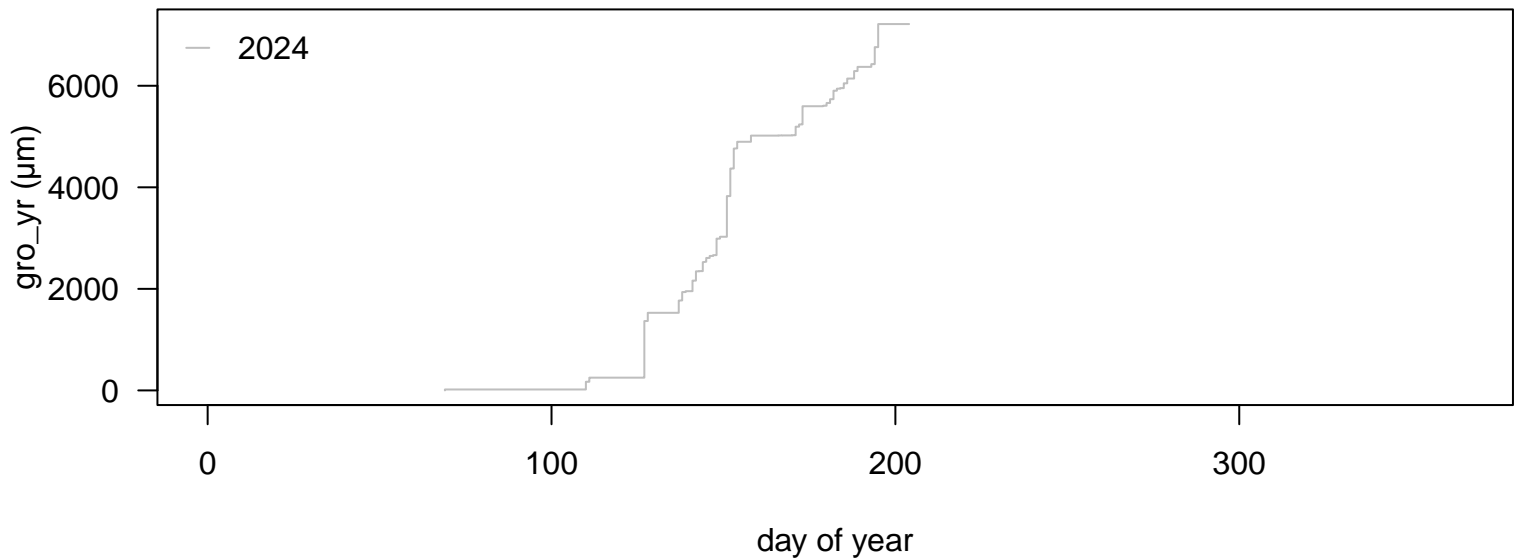
### growth statistics ( $\mu\text{m}$ ): median (min / max)

month: 485 (5 / 1904)  
week: 259.5 (5 / 1058)  
day: 94.5 (5 / 685)  
hour: 11 (1 / 101)

# 12. Increment [mm] 3/4\_2D5



## 12. Increment [mm]\_3/4\_2D5



### input variables

tol\_jump = 50  
tol\_out = 10  
frost\_thr = 5  
lowtemp = 5  
interpol = 48  
frag\_len = 2.1  
tz = UTC

### applied thresholds (µm)

tol\_jump = -1797.85 / 1803.85  
tol\_out = -373.98 / 379.98  
tol\_jump\_frost = -8989.25 / 9019.25  
tol\_out\_frost = -1869.9 / 1899.9

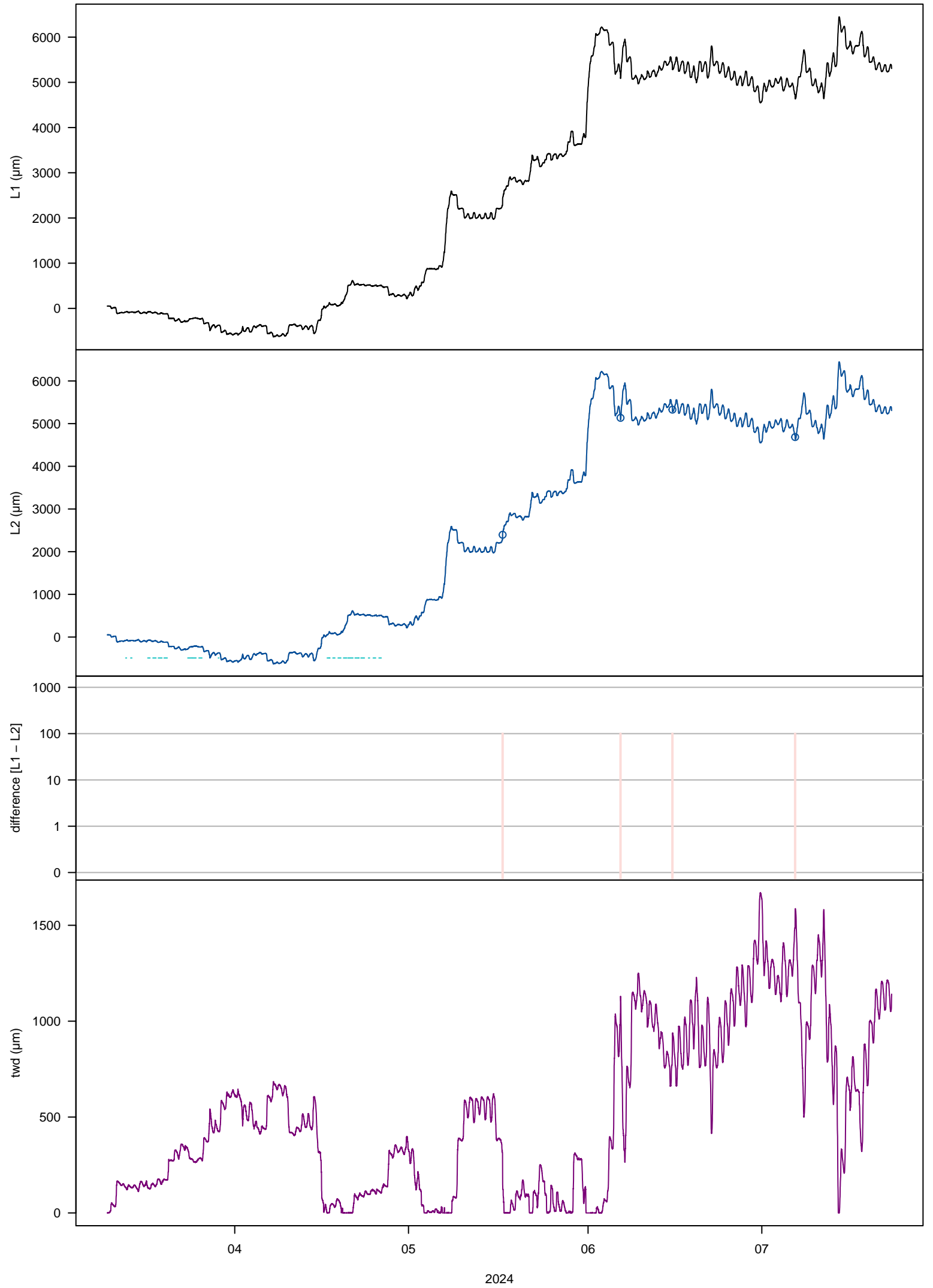
### changes in data

interpolated: 0.05%  
deleted: 0.05%  
missing: 0%

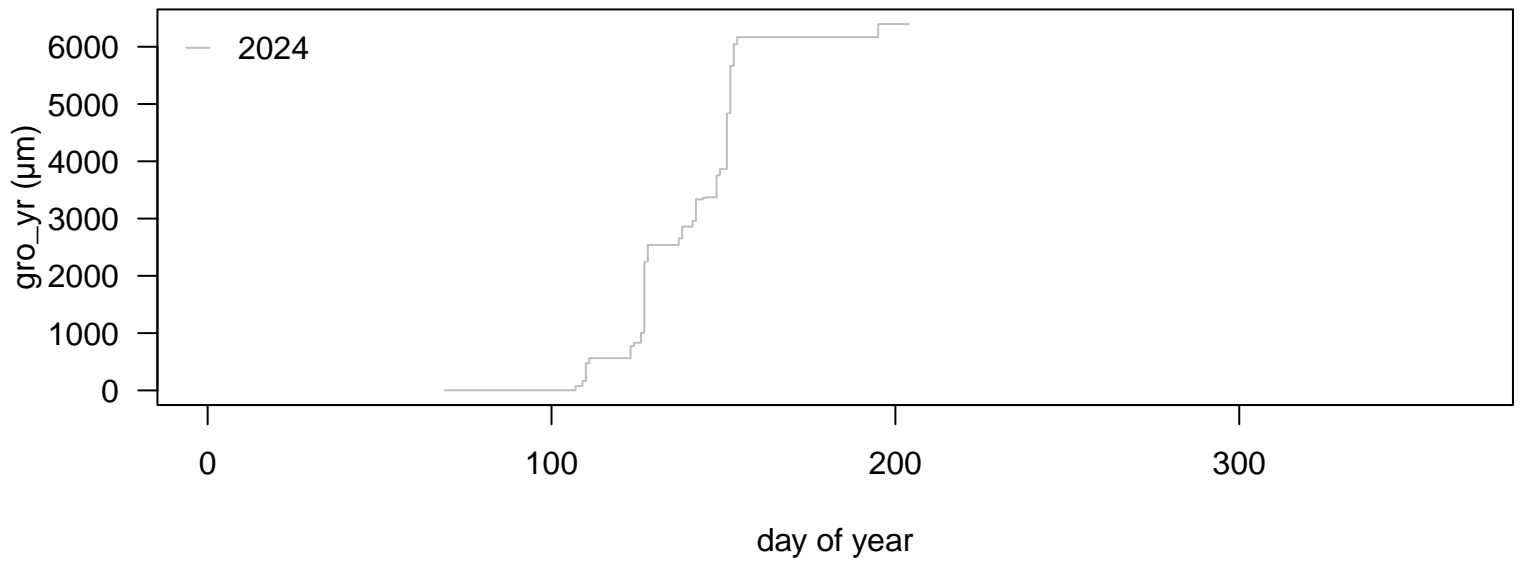
### growth statistics (µm): median (min / max)

month: 1480 (18 / 3576)  
week: 490 (4 / 2115)  
day: 95 (1 / 1115)  
hour: 15 (1 / 210)

# 13. Increment [mm]\_4/1\_2A8



### 13. Increment [mm]\_4/1\_2A8



#### input variables

tol\_jump = 50  
tol\_out = 10  
frost\_thr = 5  
lowtemp = 5  
interpol = 48  
frag\_len = 2.1  
tz = UTC

#### applied thresholds (μm)

tol\_jump = -1796.13 / 1796.16  
tol\_out = -373.62 / 379.62  
tol\_jump\_frost = -8980.65 / 8980.8  
tol\_out\_frost = -1868.1 / 1898.1

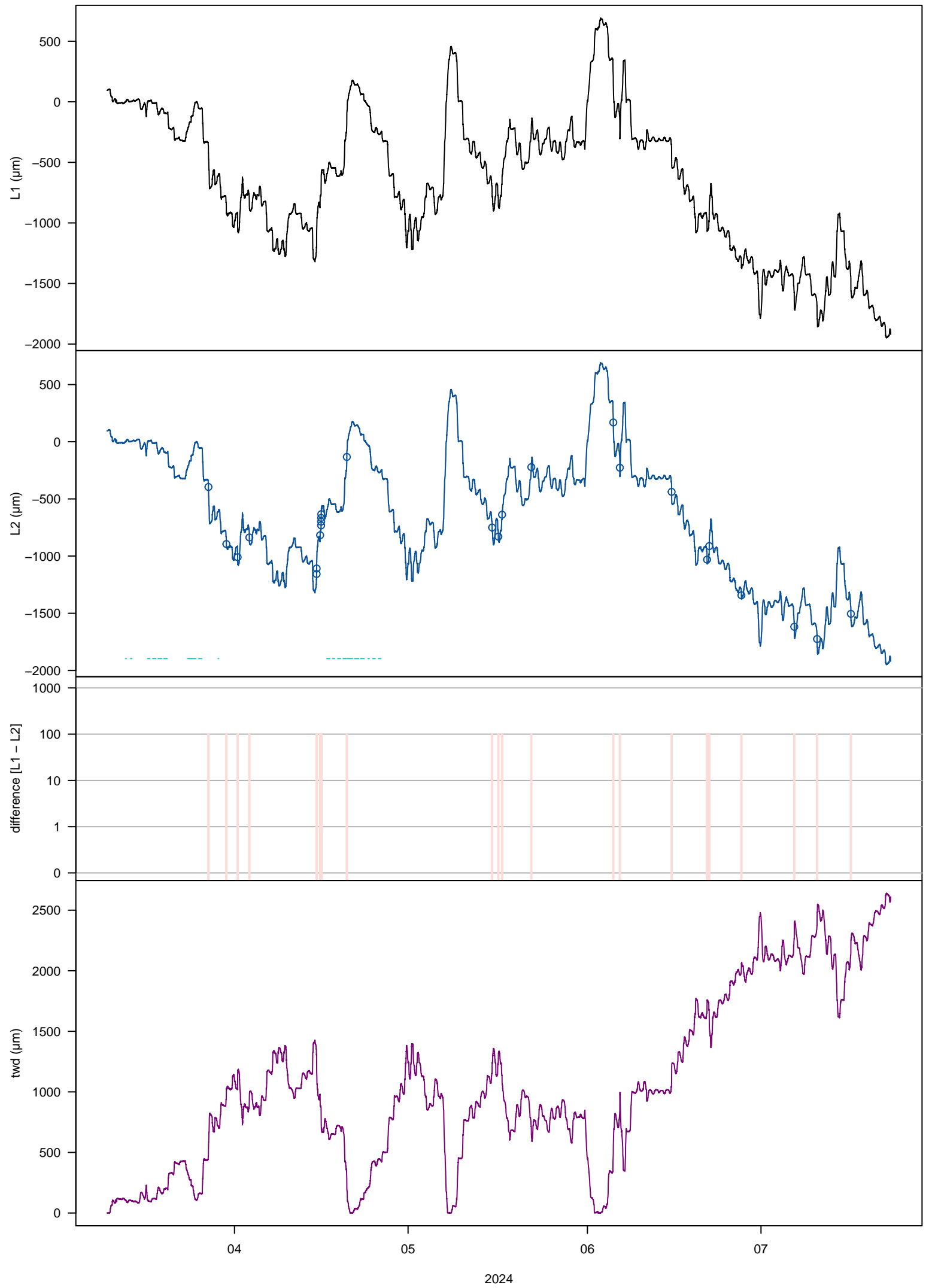
#### changes in data

interpolated: 0.02%  
deleted: 0.02%  
missing: 0%

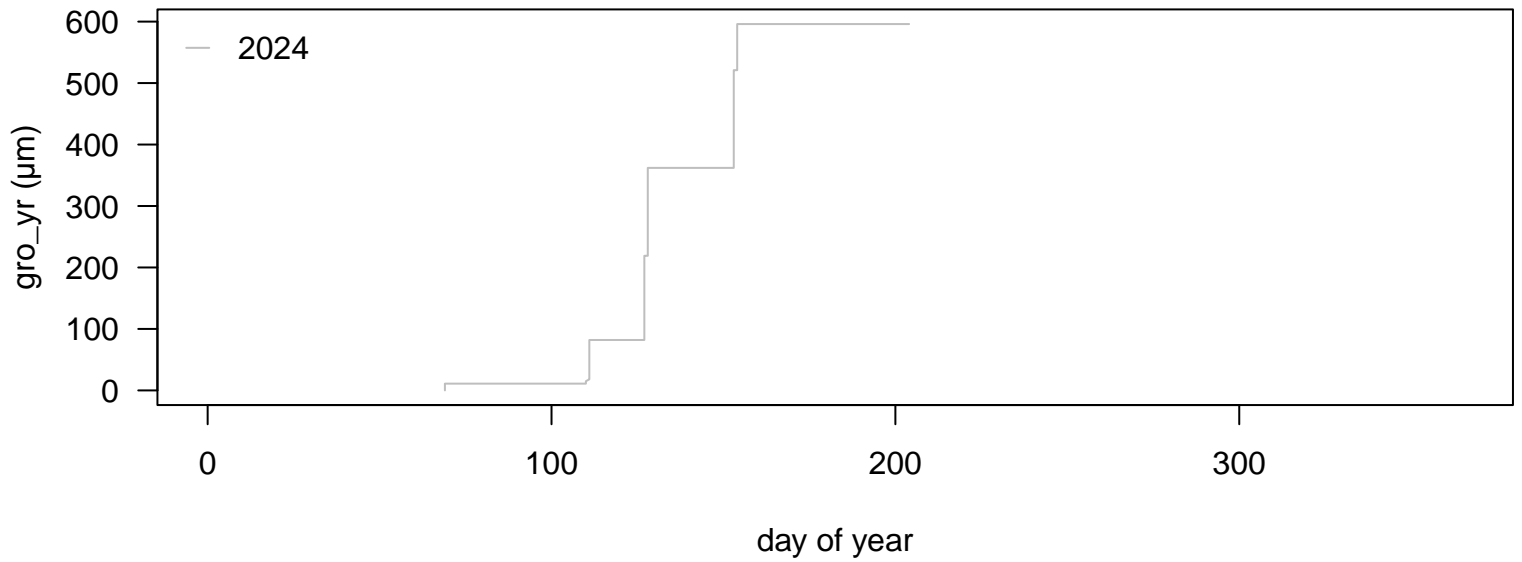
#### growth statistics (μm): median (min / max)

month: 562 (2 / 4267)  
week: 320 (2 / 2670)  
day: 148 (1 / 1237)  
hour: 15 (0 / 176)

# 14. Increment [mm]\_4/2\_2B6



## 14. Increment [mm]\_4/2\_2B6



### input variables

tol\_jump = 50  
tol\_out = 10  
frost\_thr = 5  
lowtemp = 5  
interpol = 48  
frag\_len = 2.1  
tz = UTC

### applied thresholds (μm)

tol\_jump = -1352.46 / 1352.46  
tol\_out = -285.06 / 285.06  
tol\_jump\_frost = -6762.3 / 6762.3  
tol\_out\_frost = -1425.3 / 1425.3

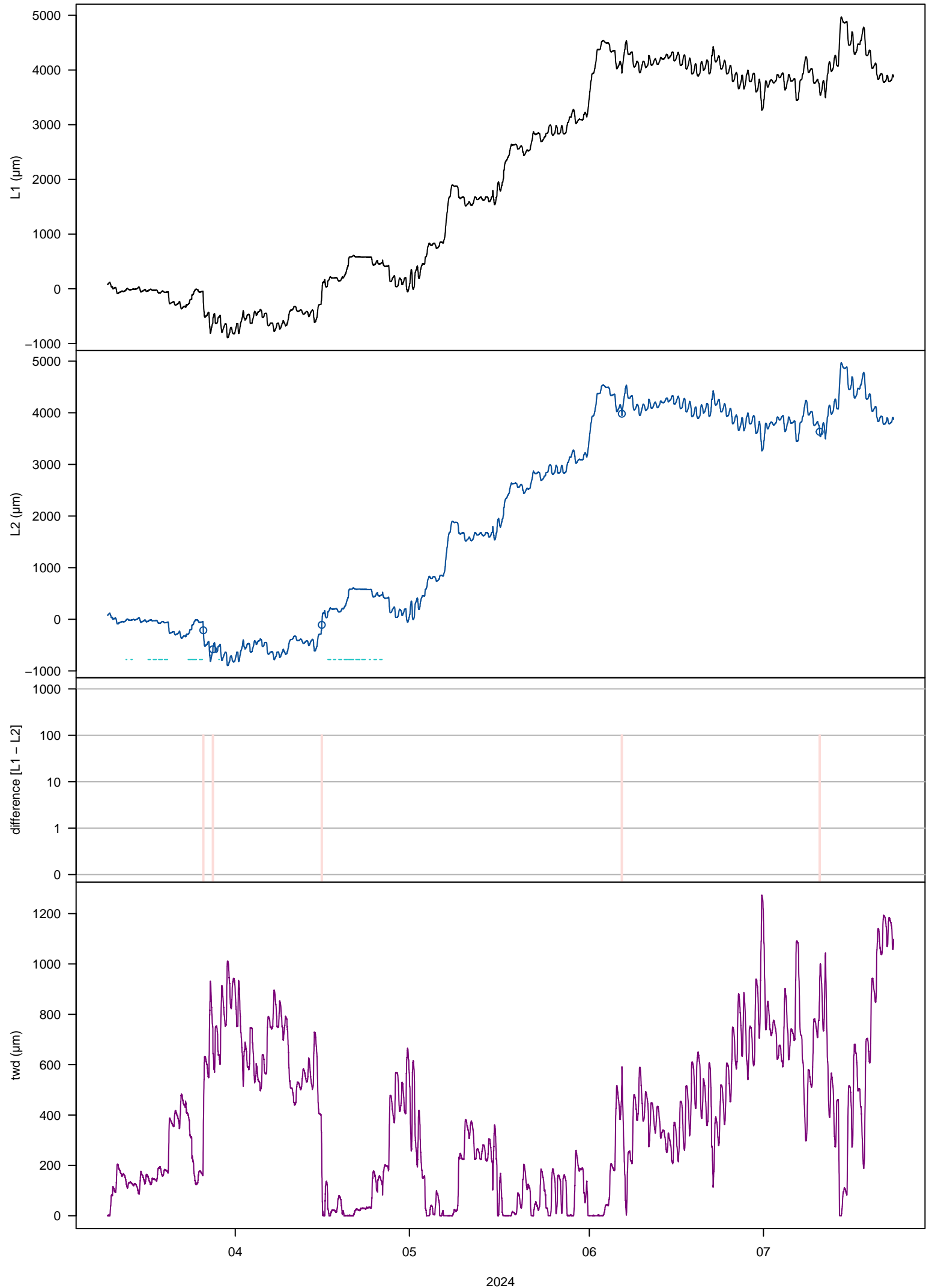
### changes in data

interpolated: 0.13%  
deleted: 0.13%  
missing: 0%

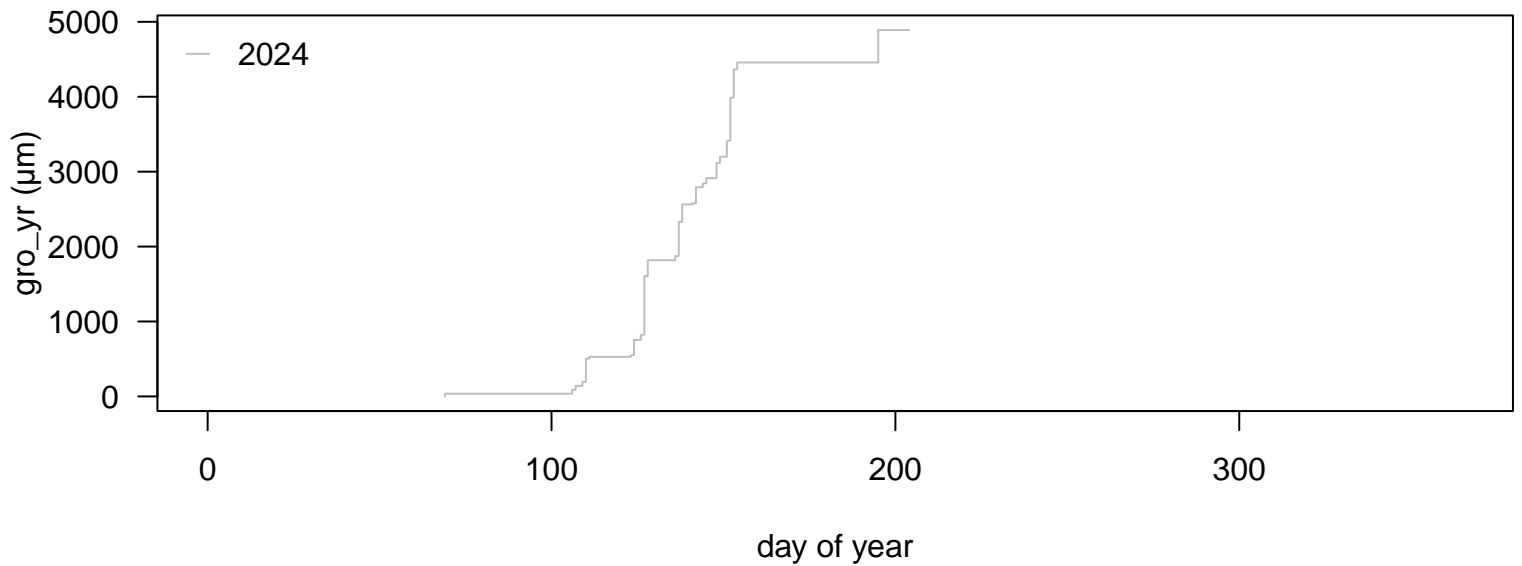
### growth statistics (μm): median (min / max)

month: 152.5 (11 / 280)  
week: 75 (11 / 280)  
day: 75 (4 / 159)  
hour: 9 (1 / 66)

# 15. Increment [mm]\_4/3\_2C7



## 15. Increment [mm]\_4/3\_2C7



### input variables

tol\_jump = 50  
tol\_out = 10  
frost\_thr = 5  
lowtemp = 5  
interpol = 48  
frag\_len = 2.1  
tz = UTC

### applied thresholds (μm)

tol\_jump = -1352.88 / 1352.88  
tol\_out = -373.8 / 373.8  
tol\_jump\_frost = -6764.4 / 6764.4  
tol\_out\_frost = -1869 / 1869

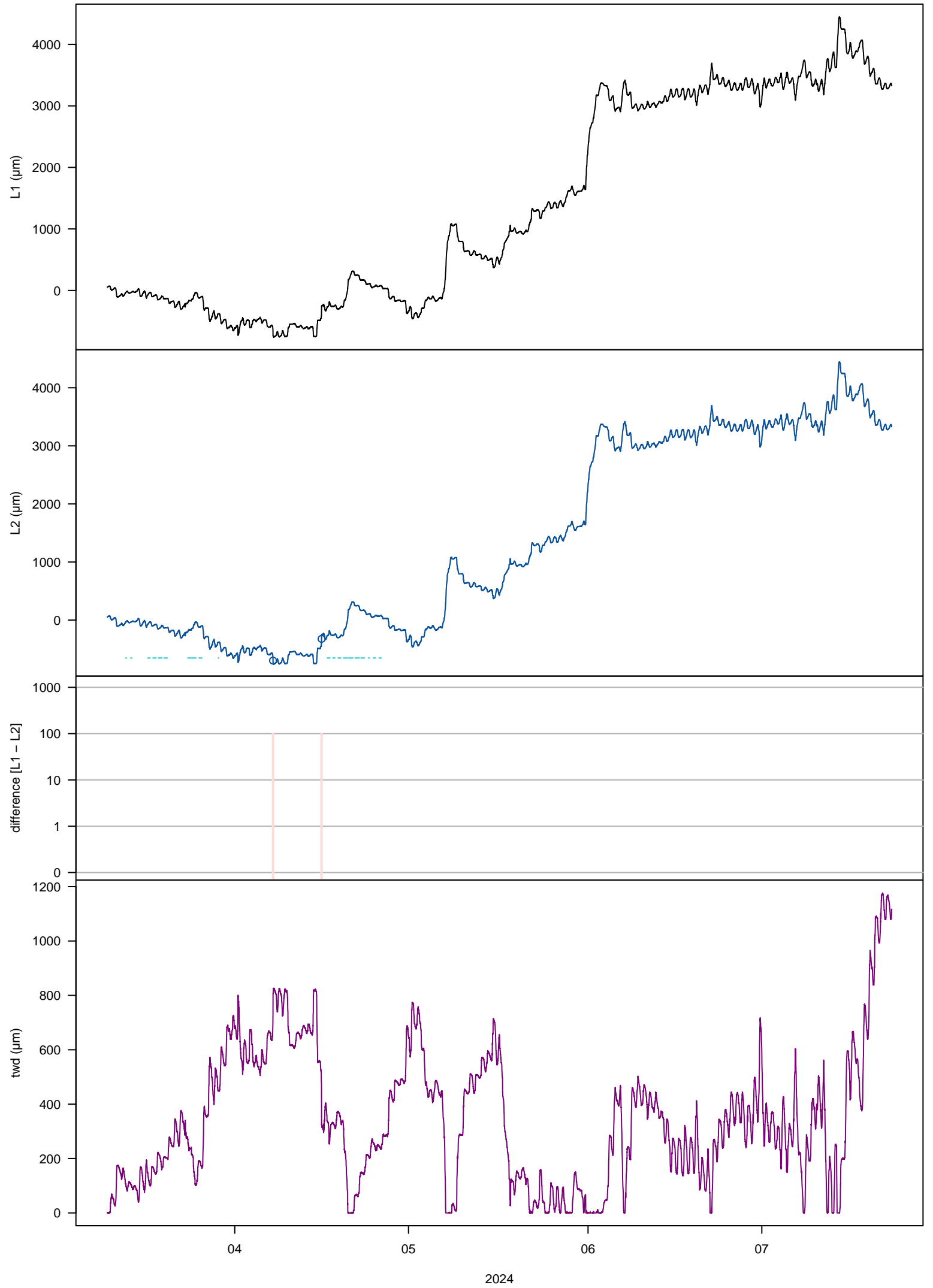
### changes in data

interpolated: 0.03%  
deleted: 0.03%  
missing: 0%

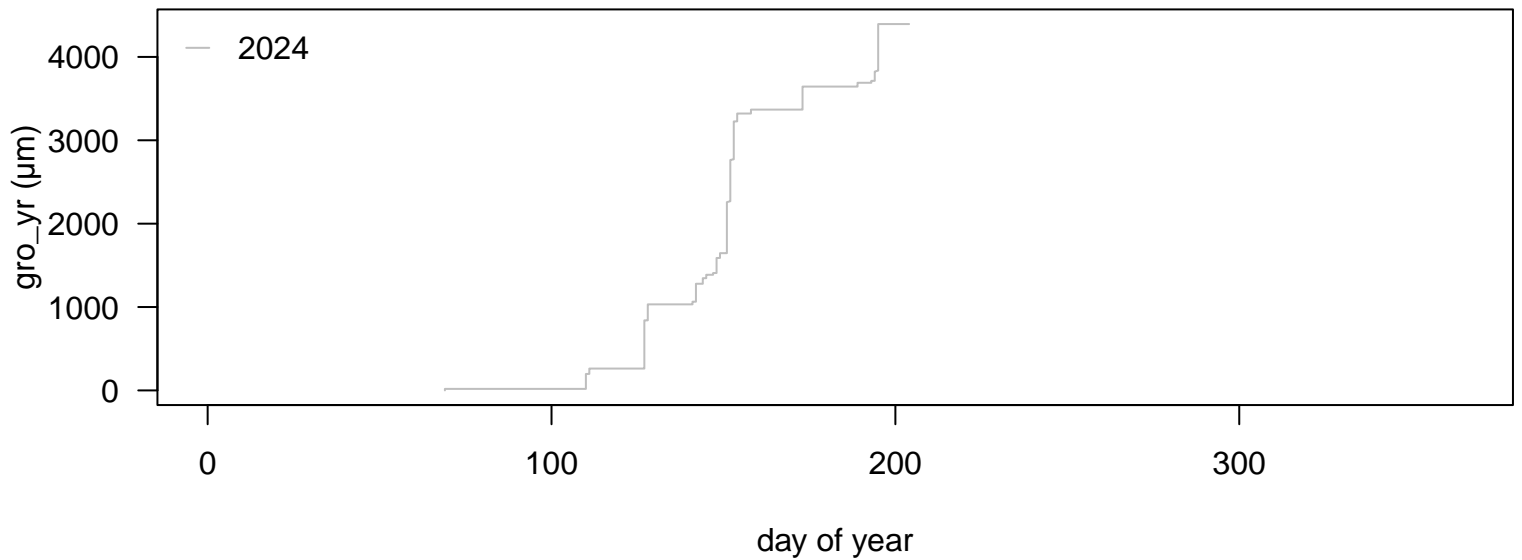
### growth statistics (μm): median (min / max)

month: 492 (36 / 2879)  
week: 432 (36 / 1451)  
day: 94 (14 / 786)  
hour: 14 (1 / 106)

# 16. Increment [mm]\_4/4\_2D6



## 16. Increment [mm]\_4/4\_2D6



### input variables

tol\_jump = 50  
tol\_out = 10  
frost\_thr = 5  
lowtemp = 5  
interpol = 48  
frag\_len = 2.1  
tz = UTC

### applied thresholds (μm)

tol\_jump = -1352.45 / 1352.46  
tol\_out = -373.79 / 373.8  
tol\_jump\_frost = -6762.25 / 6762.3  
tol\_out\_frost = -1868.95 / 1869

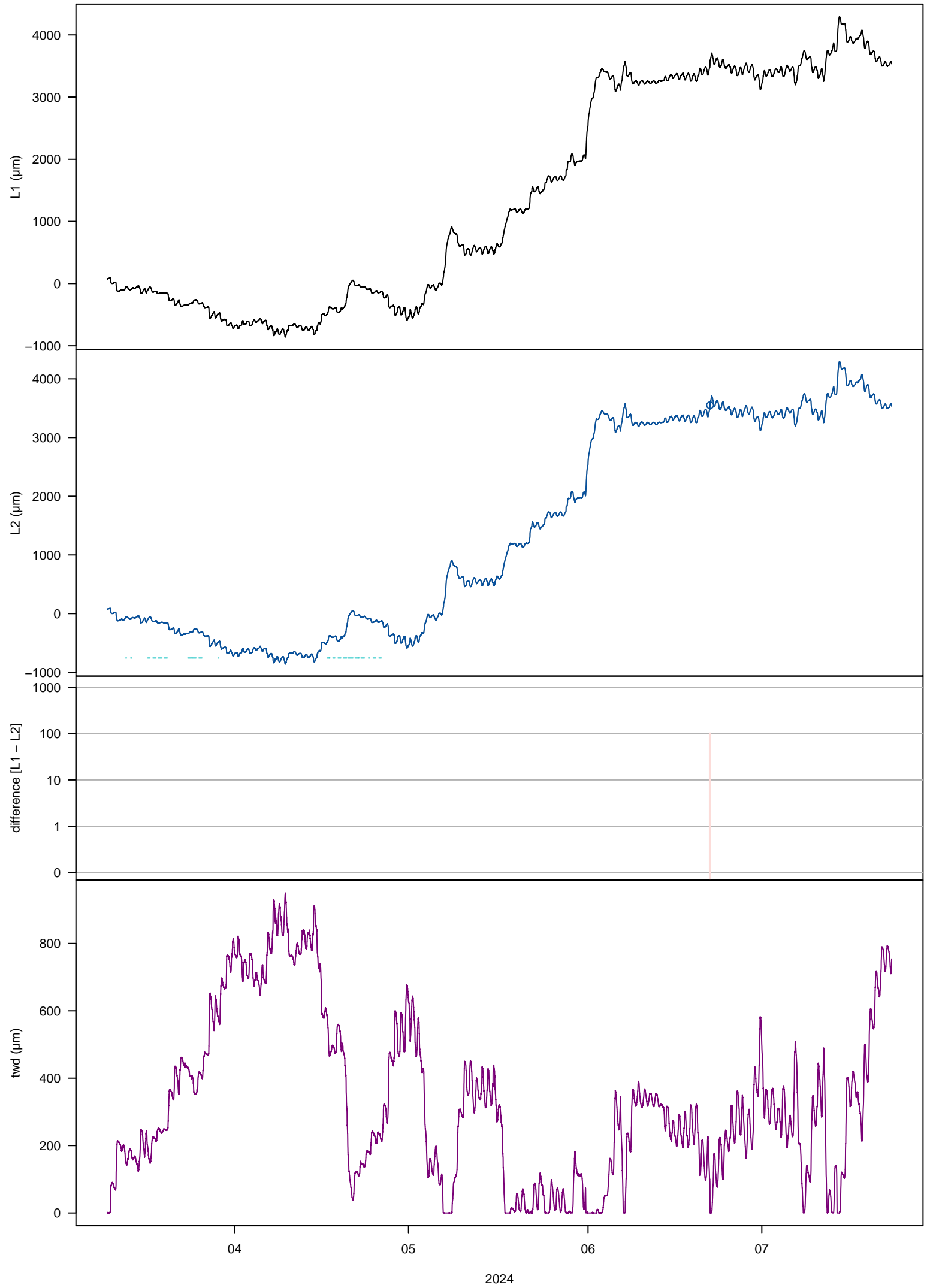
### changes in data

interpolated: 0.01%  
deleted: 0.01%  
missing: 0%

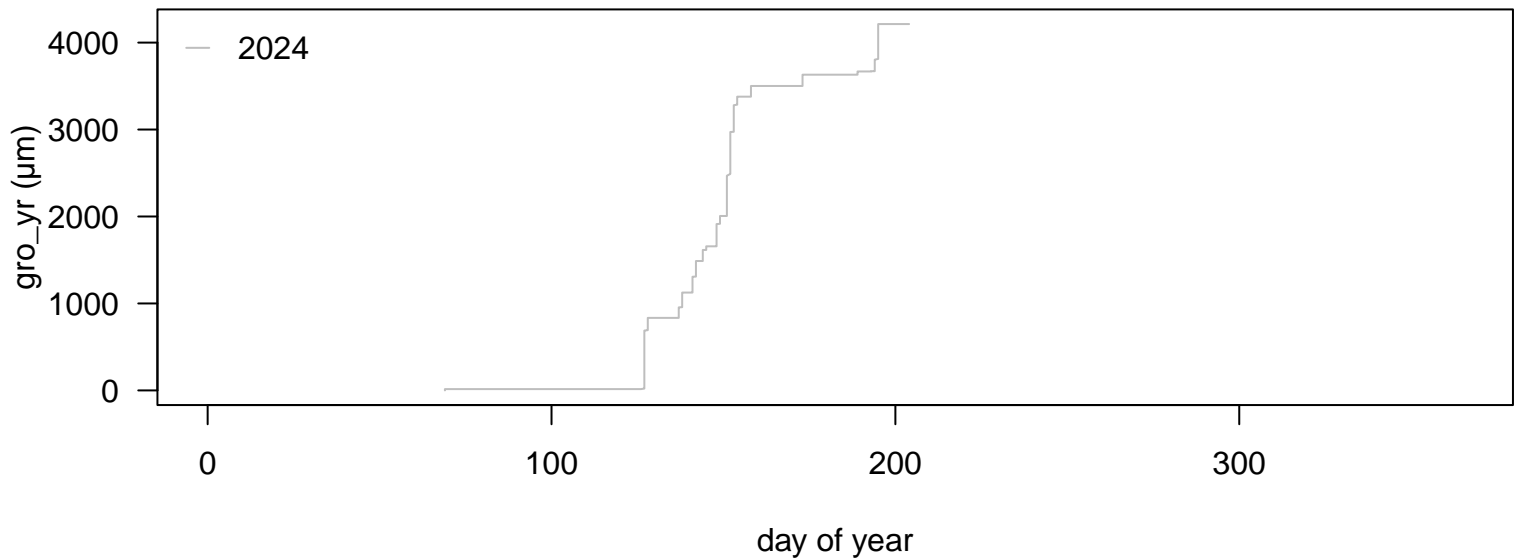
### growth statistics (μm): median (min / max)

month: 750 (18 / 1996)  
week: 315.5 (18 / 1839)  
day: 103 (18 / 612)  
hour: 13 (1 / 131)

# 17. Increment [mm]\_5/1\_2A9



## 17. Increment [mm]\_5/1\_2A9



### input variables

tol\_jump = 50  
tol\_out = 10  
frost\_thr = 5  
lowtemp = 5  
interpol = 48  
frag\_len = 2.1  
tz = UTC

### applied thresholds (μm)

tol\_jump = -1347.32 / 1353.29  
tol\_out = -278.74 / 284.71  
tol\_jump\_frost = -6736.6 / 6766.45  
tol\_out\_frost = -1393.7 / 1423.55

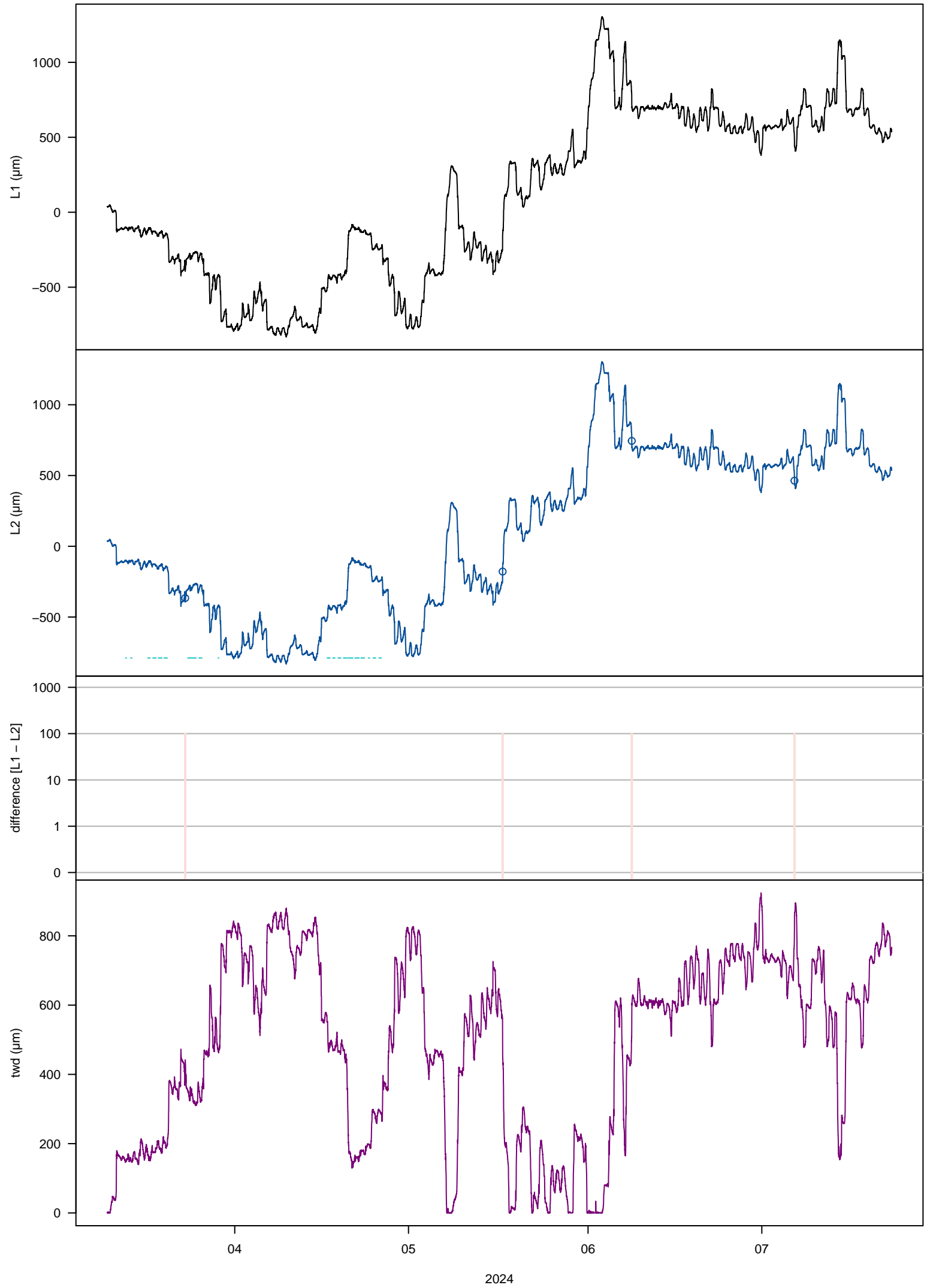
### changes in data

interpolated: 0.01%  
deleted: 0.01%  
missing: 0%

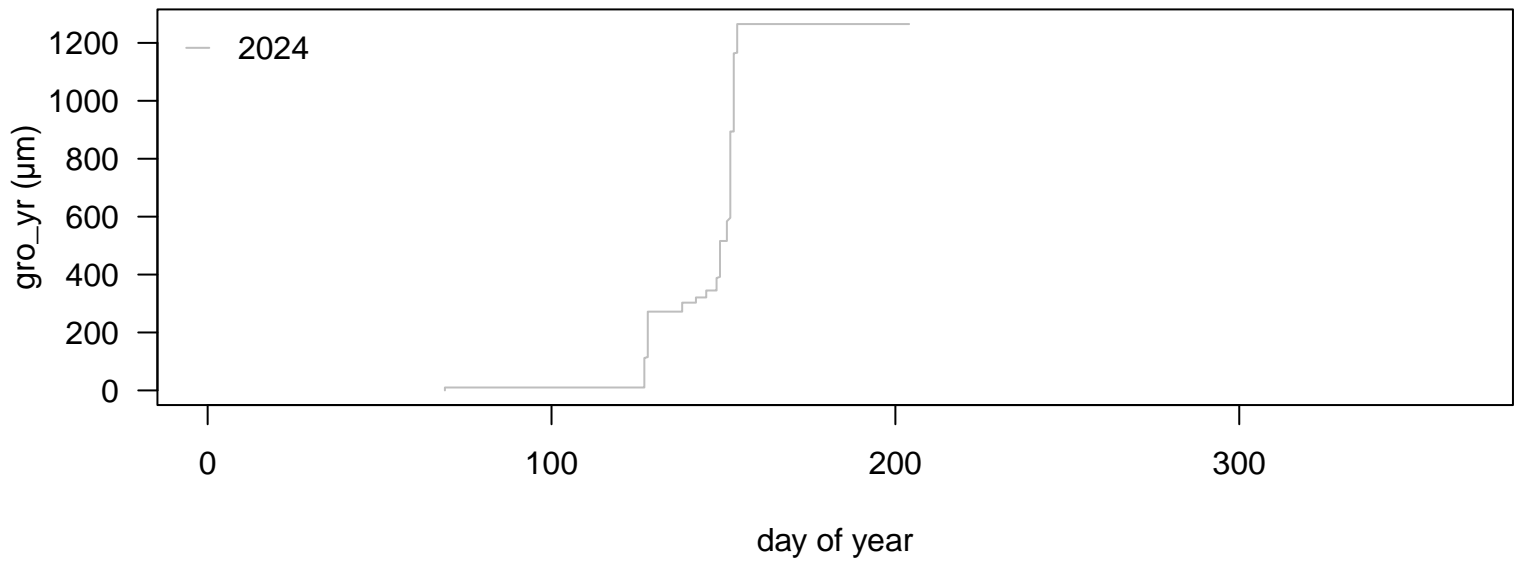
### growth statistics (μm): median (min / max)

month: 872 (15 / 2454)  
week: 411.5 (15 / 1623)  
day: 133 (3 / 673)  
hour: 15 (1 / 97)

18. Increment [mm] 5/2\_2B9



## 18. Increment [mm]\_5/2\_2B9



### input variables

tol\_jump = 50  
tol\_out = 10  
frost\_thr = 5  
lowtemp = 5  
interpol = 48  
frag\_len = 2.1  
tz = UTC

### applied thresholds (μm)

tol\_jump = -1346.46 / 1352.45  
tol\_out = -278.9 / 284.89  
tol\_jump\_frost = -6732.3 / 6762.25  
tol\_out\_frost = -1394.5 / 1424.45

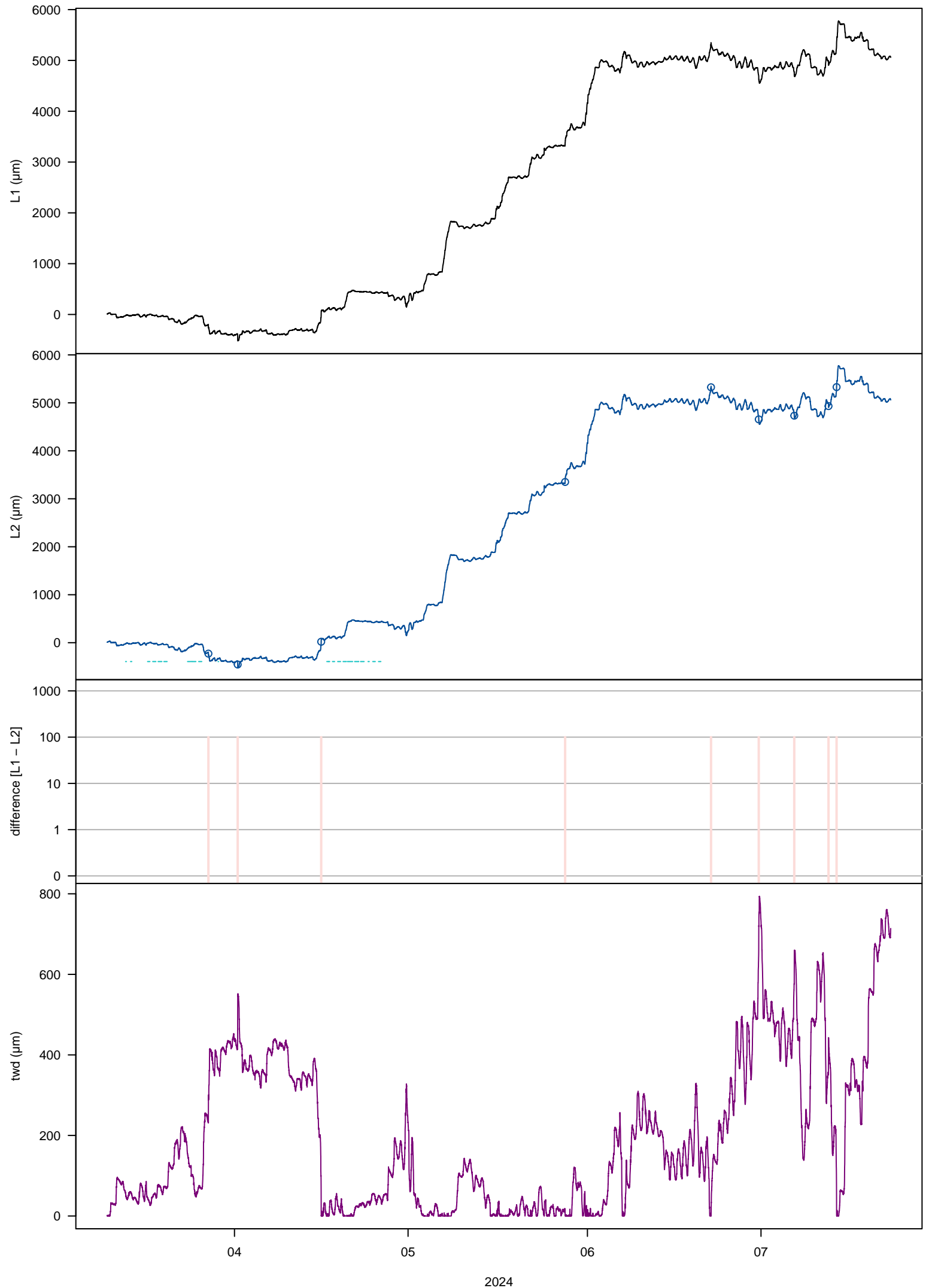
### changes in data

interpolated: 0.02%  
deleted: 0.02%  
missing: 0%

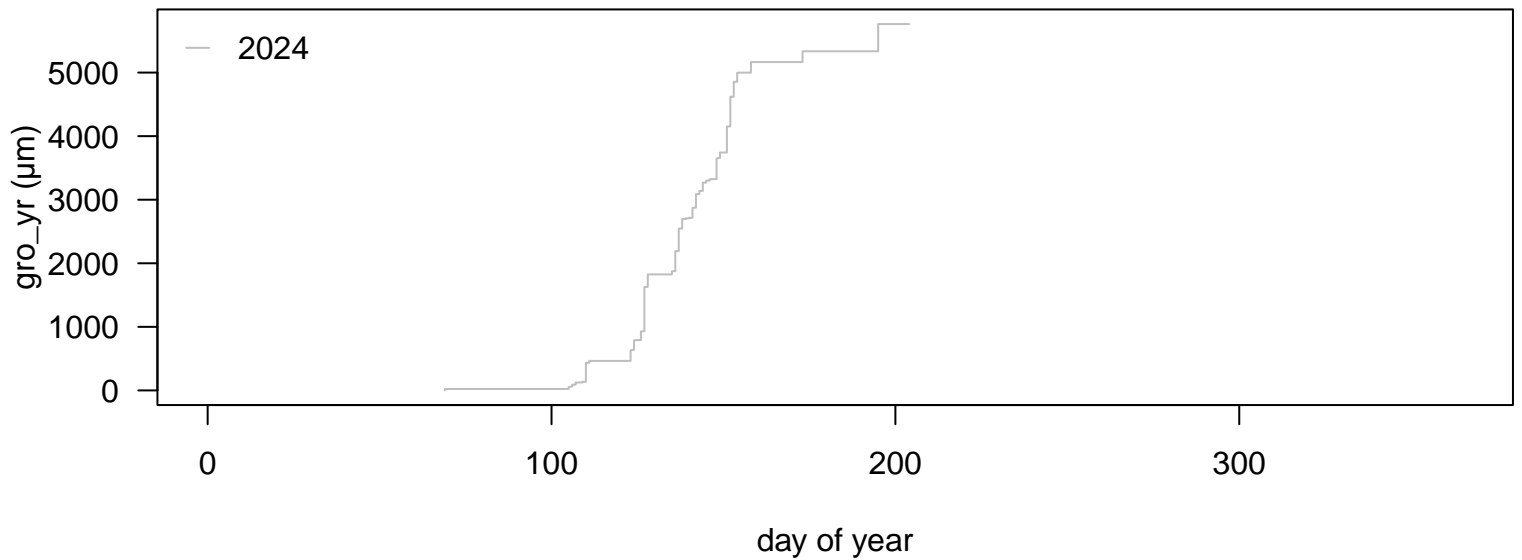
### growth statistics (μm): median (min / max)

month: 574 (10 / 681)  
week: 71.5 (10 / 819)  
day: 84.5 (10 / 310)  
hour: 8 (1 / 50)

# 19. Increment [mm]\_5/3\_2C9



## 19. Increment [mm]\_5/3\_2C9



### input variables

tol\_jump = 50  
tol\_out = 10  
frost\_thr = 5  
lowtemp = 5  
interpol = 48  
frag\_len = 2.1  
tz = UTC

### applied thresholds (μm)

tol\_jump = -1345.61 / 1345.61  
tol\_out = -278.73 / 278.73  
tol\_jump\_frost = -6728.05 / 6728.05  
tol\_out\_frost = -1393.65 / 1393.65

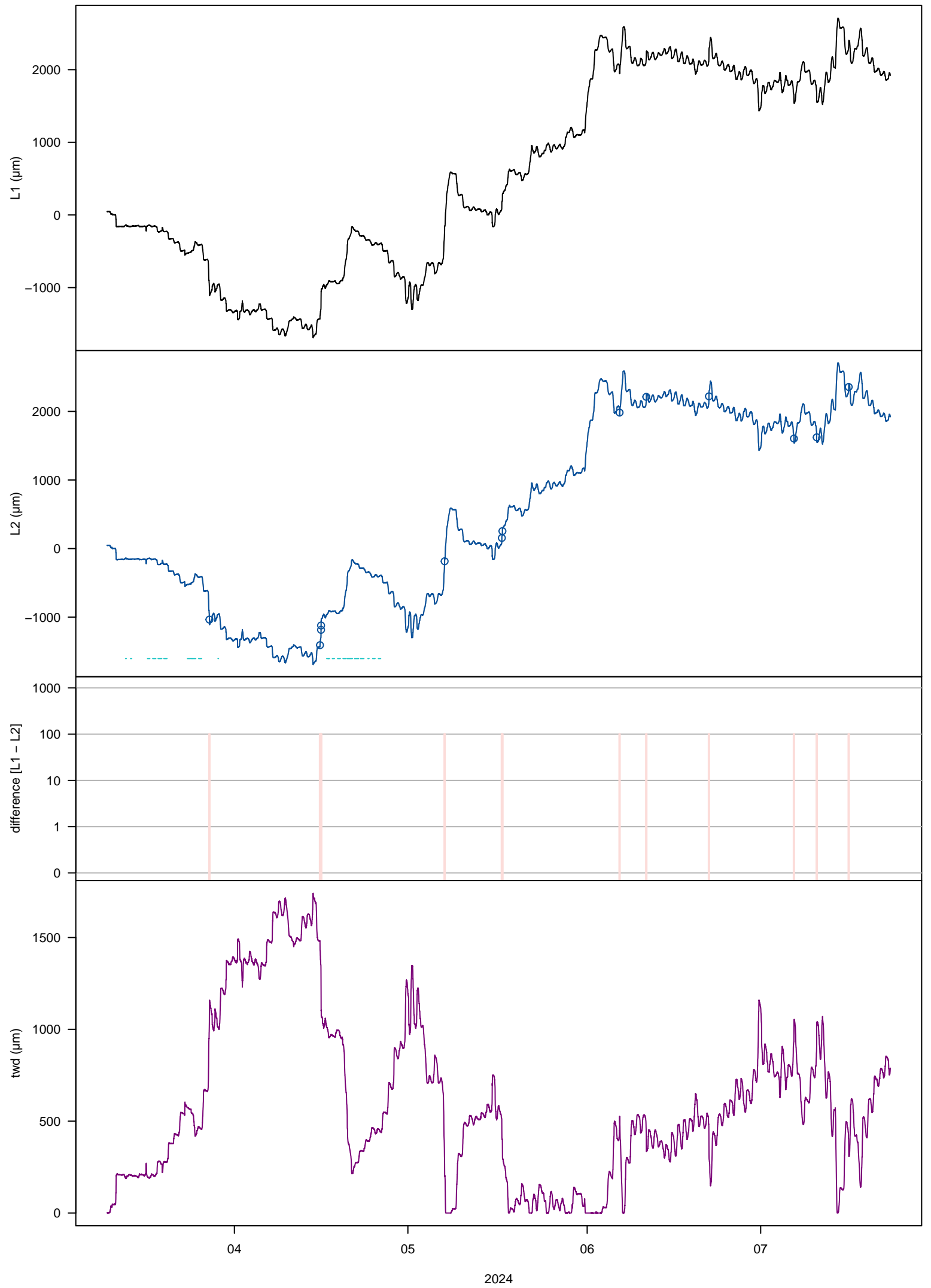
### changes in data

interpolated: 0.05%  
deleted: 0.05%  
missing: 0%

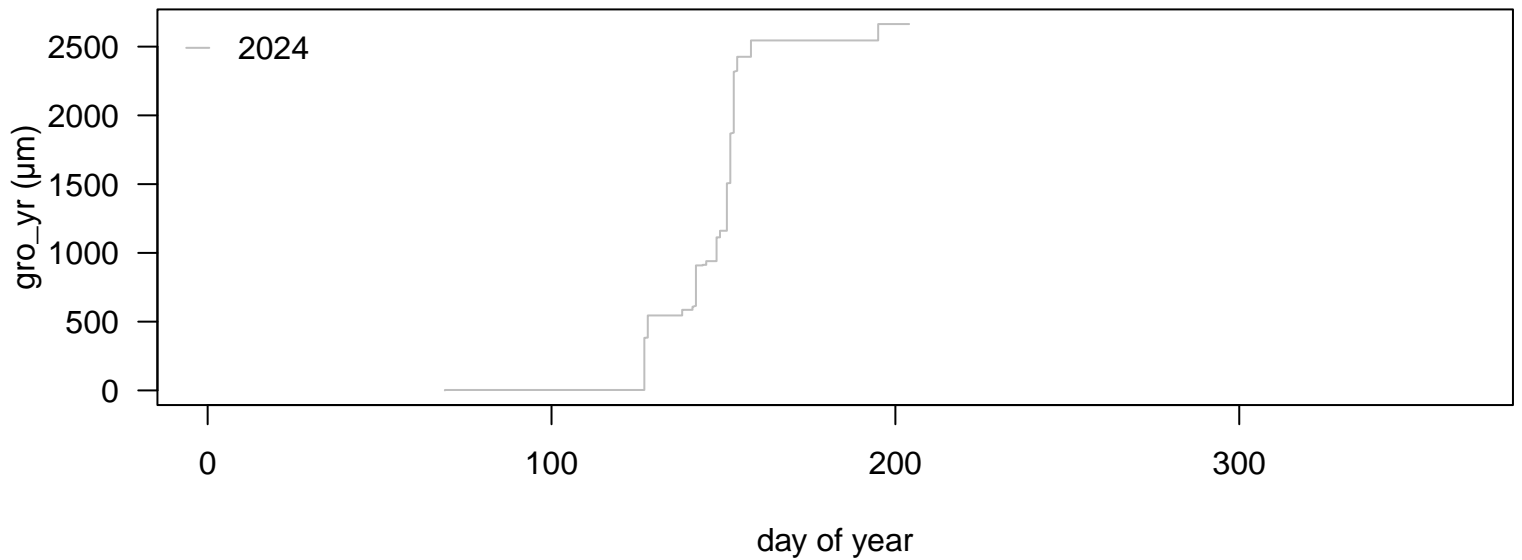
### growth statistics (μm): median (min / max)

month: 442 (22 / 3687)  
week: 435 (22 / 1531)  
day: 145 (1 / 699)  
hour: 12 (1 / 110)

## 2. Increment [mm] 1/2 2B2



## 2. Increment [mm] 1/2\_2B2



### input variables

tol\_jump = 50  
tol\_out = 10  
frost\_thr = 5  
lowtemp = 5  
interpol = 48  
frag\_len = 2.1  
tz = UTC

### applied thresholds ( $\mu\text{m}$ )

tol\_jump = -1346.46 / 1352.46  
tol\_out = -285.05 / 285.06  
tol\_jump\_frost = -6732.3 / 6762.3  
tol\_out\_frost = -1425.25 / 1425.3

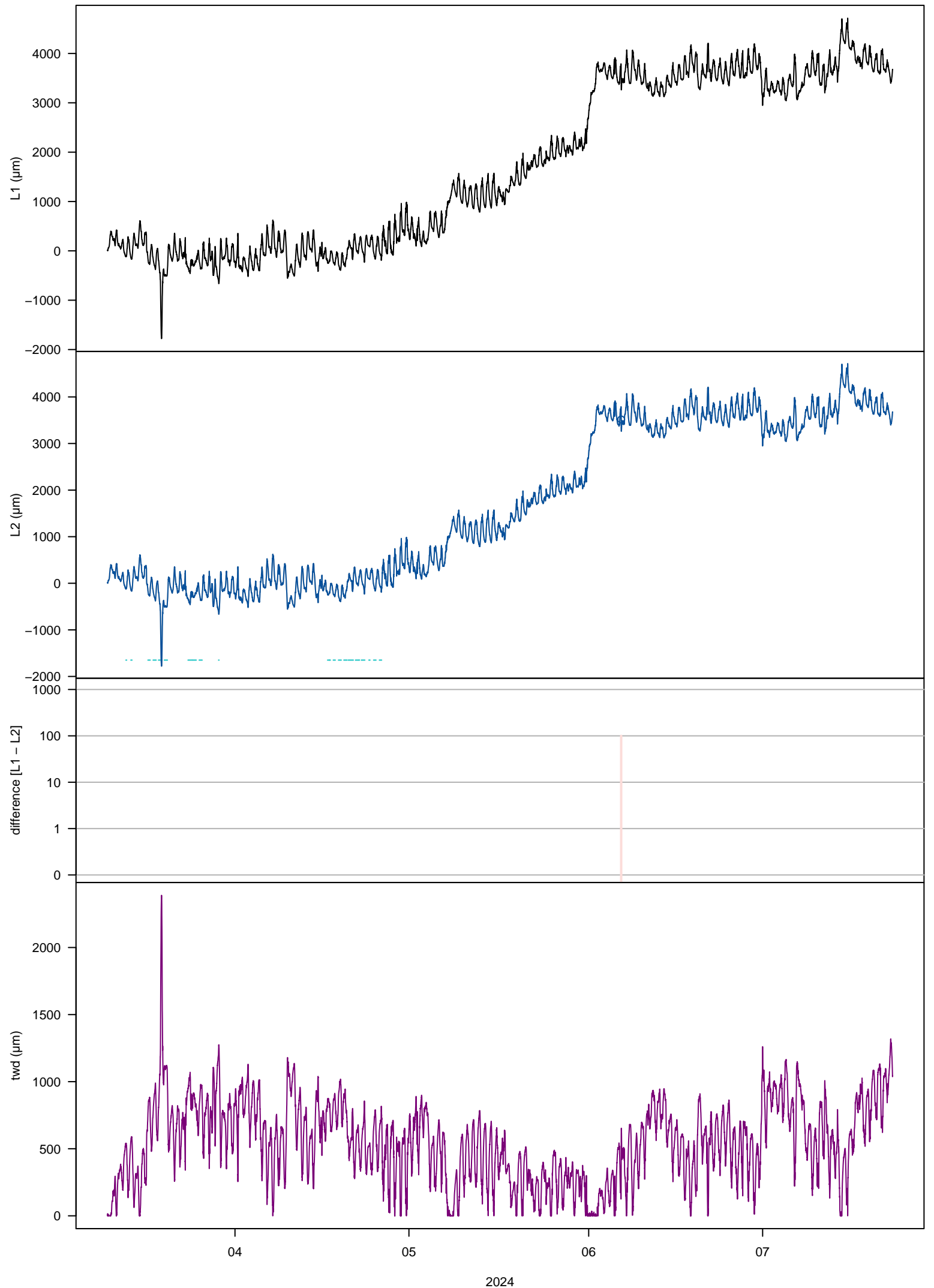
### changes in data

interpolated: 0.07%  
deleted: 0.07%  
missing: 0%

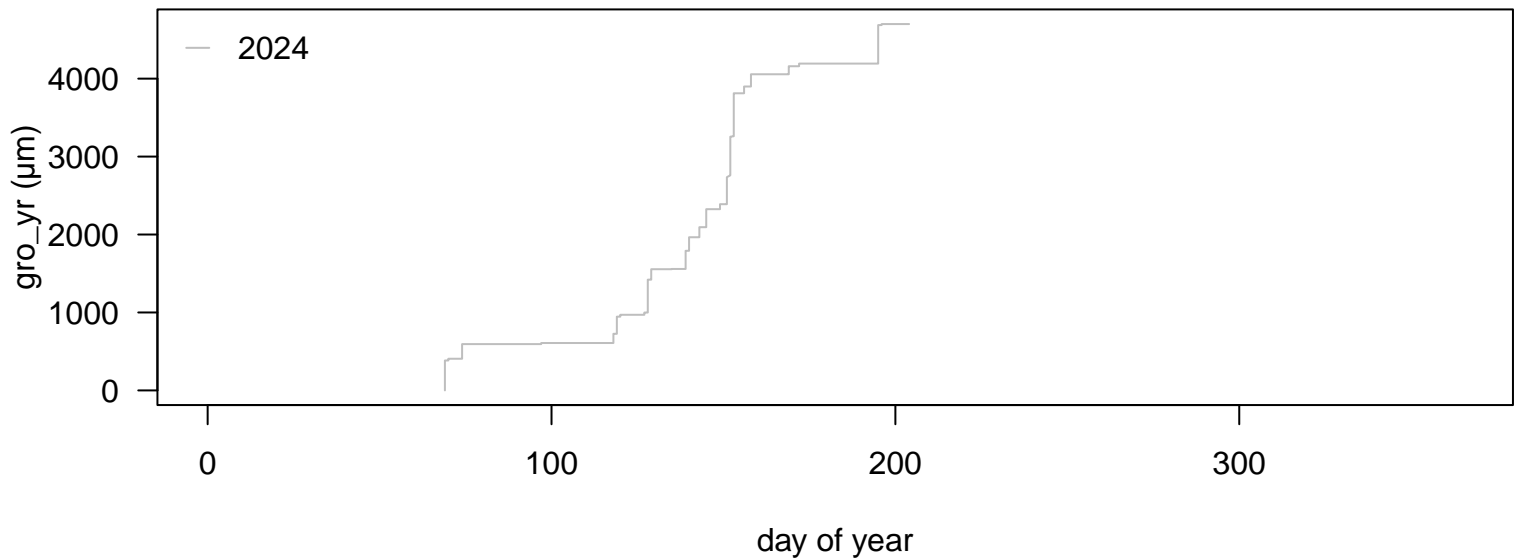
### growth statistics ( $\mu\text{m}$ ): median (min / max)

month: 579 (3 / 1503)  
week: 228 (3 / 1377)  
day: 119 (3 / 449)  
hour: 16 (1 / 89)

20. Increment [mm] 5/4\_2D7



## 20. Increment [mm]\_5/4\_2D7



### input variables

tol\_jump = 50  
tol\_out = 10  
frost\_thr = 5  
lowtemp = 5  
interpol = 48  
frag\_len = 2.1  
tz = UTC

### applied thresholds (μm)

tol\_jump = -5397.81 / 5409.82  
tol\_out = -1127.57 / 1139.57  
tol\_jump\_frost = -26989.05 / 27049.1  
tol\_out\_frost = -5637.85 / 5697.85

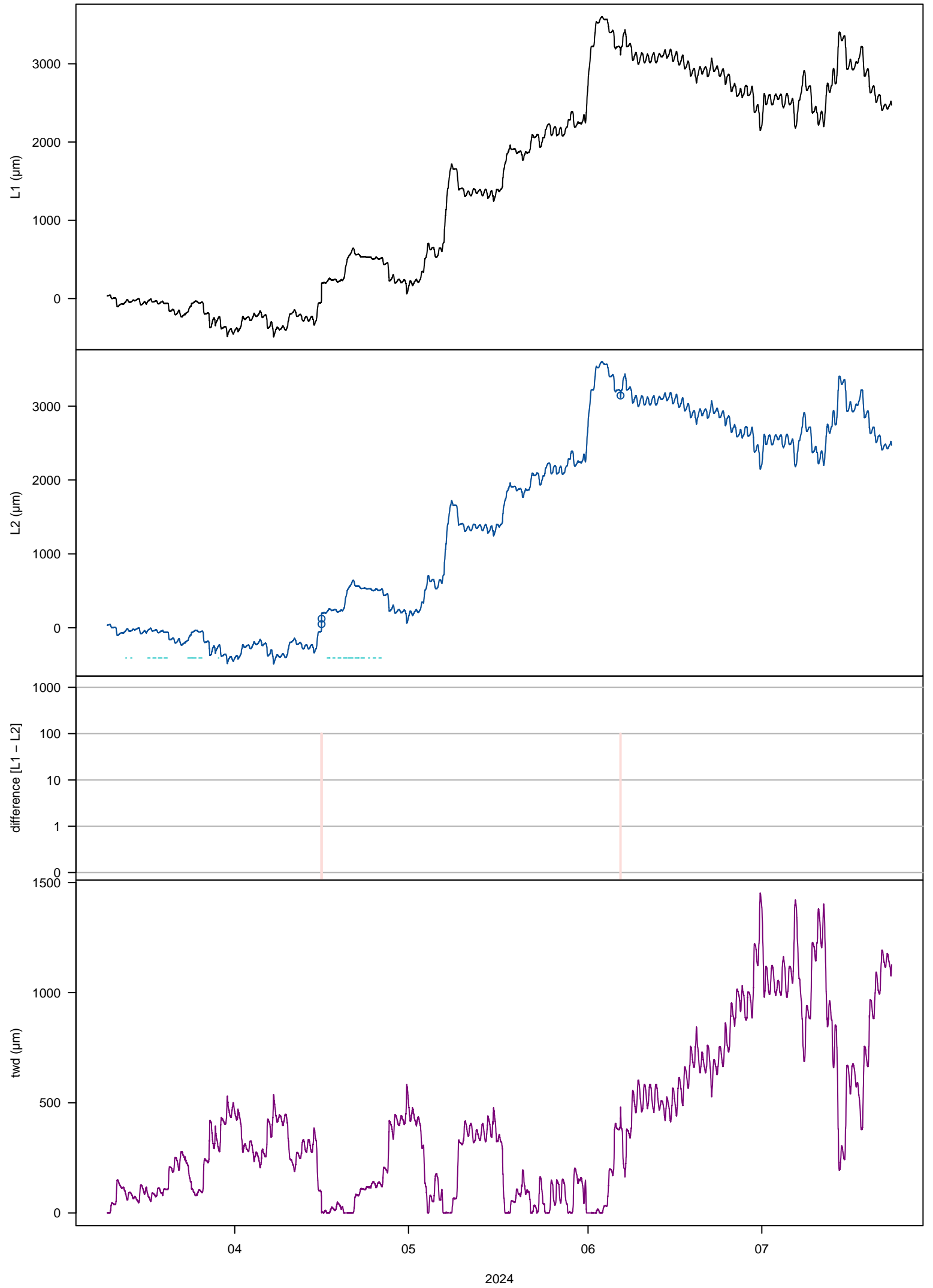
### changes in data

interpolated: 0.01%  
deleted: 0.01%  
missing: 0%

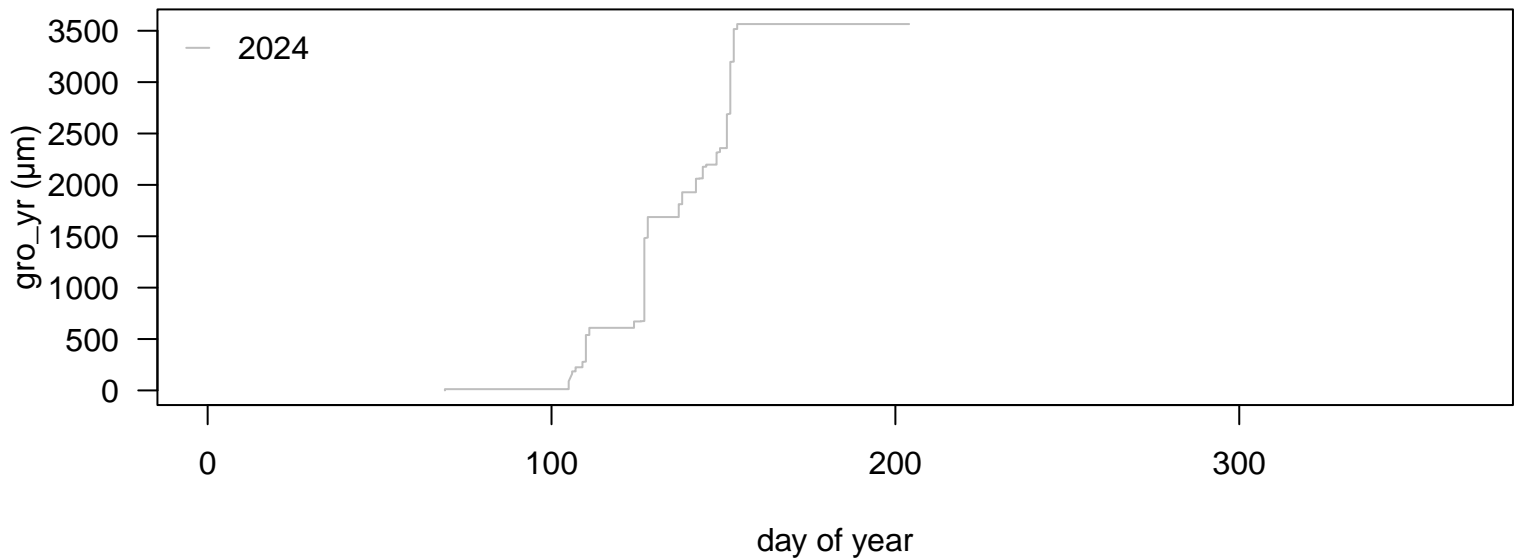
### growth statistics (μm): median (min / max)

month: 594 (376 / 1766)  
week: 244 (13 / 1487)  
day: 134 (3 / 557)  
hour: 26 (1 / 151)

# 21. Increment [mm] 6/1\_2A10



## 21. Increment [mm]\_6/1\_2A10



### input variables

tol\_jump = 50  
tol\_out = 10  
frost\_thr = 5  
lowtemp = 5  
interpol = 48  
frag\_len = 2.1  
tz = UTC

### applied thresholds ( $\mu\text{m}$ )

tol\_jump = -1347.32 / 1353.29  
tol\_out = -285.05 / 285.05  
tol\_jump\_frost = -6736.6 / 6766.45  
tol\_out\_frost = -1425.25 / 1425.25

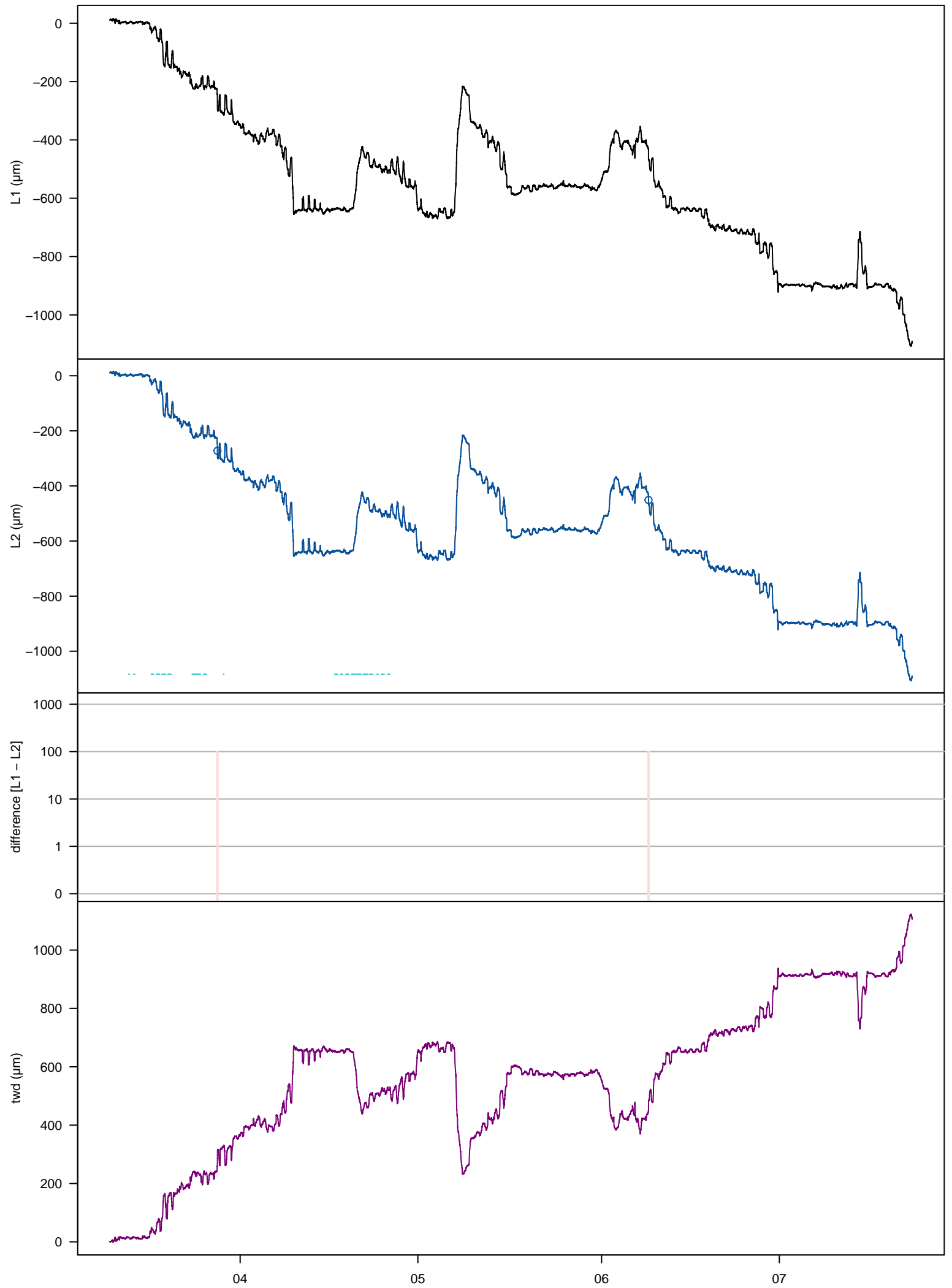
### changes in data

interpolated: 0.02%  
deleted: 0.02%  
missing: 0%

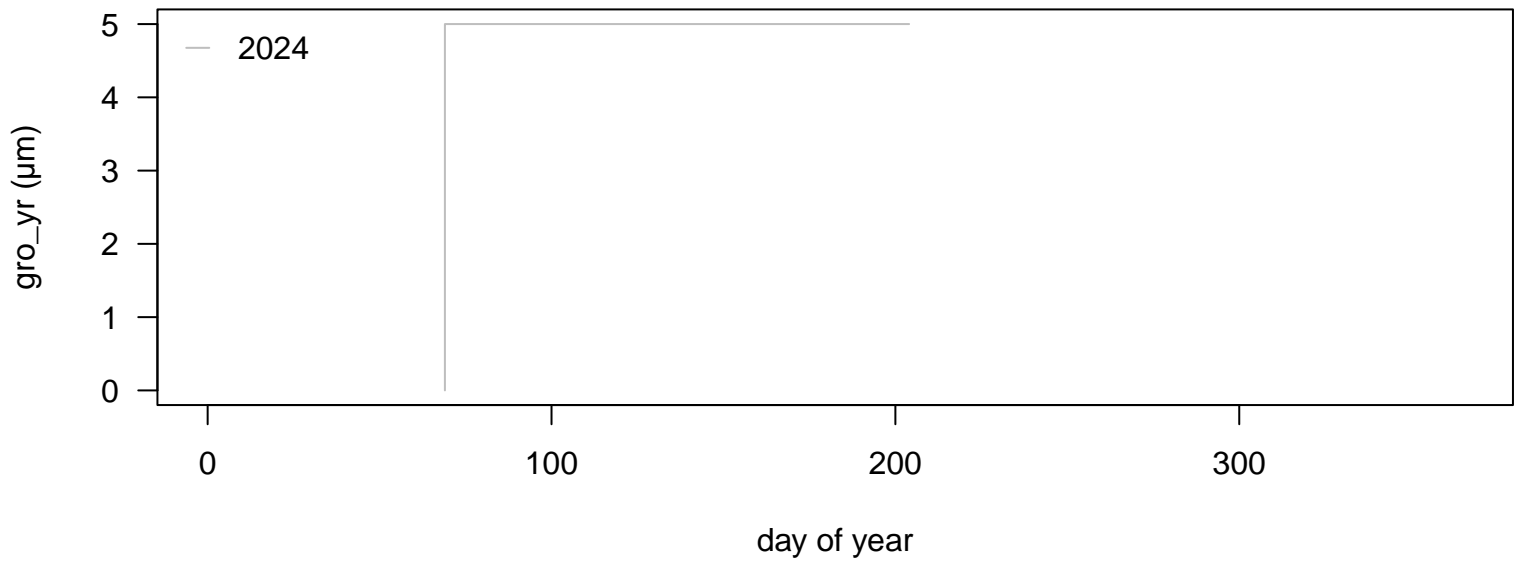
### growth statistics ( $\mu\text{m}$ ): median (min / max)

month: 737.5 (12 / 2078)  
week: 255 (12 / 1319)  
day: 96.33 (2 / 808)  
hour: 10 (1 / 133)

# 22. Increment [mm] 6/2\_2B10



## 22. Increment [mm] 6/2\_2B10



### input variables

tol\_jump = 50  
tol\_out = 10  
frost\_thr = 5  
lowtemp = 5  
interpol = 48  
frag\_len = 2.1  
tz = UTC

### applied thresholds (µm)

tol\_jump = -901.92 / 901.92  
tol\_out = -189.98 / 189.98  
tol\_jump\_frost = -4509.6 / 4509.6  
tol\_out\_frost = -949.9 / 949.9

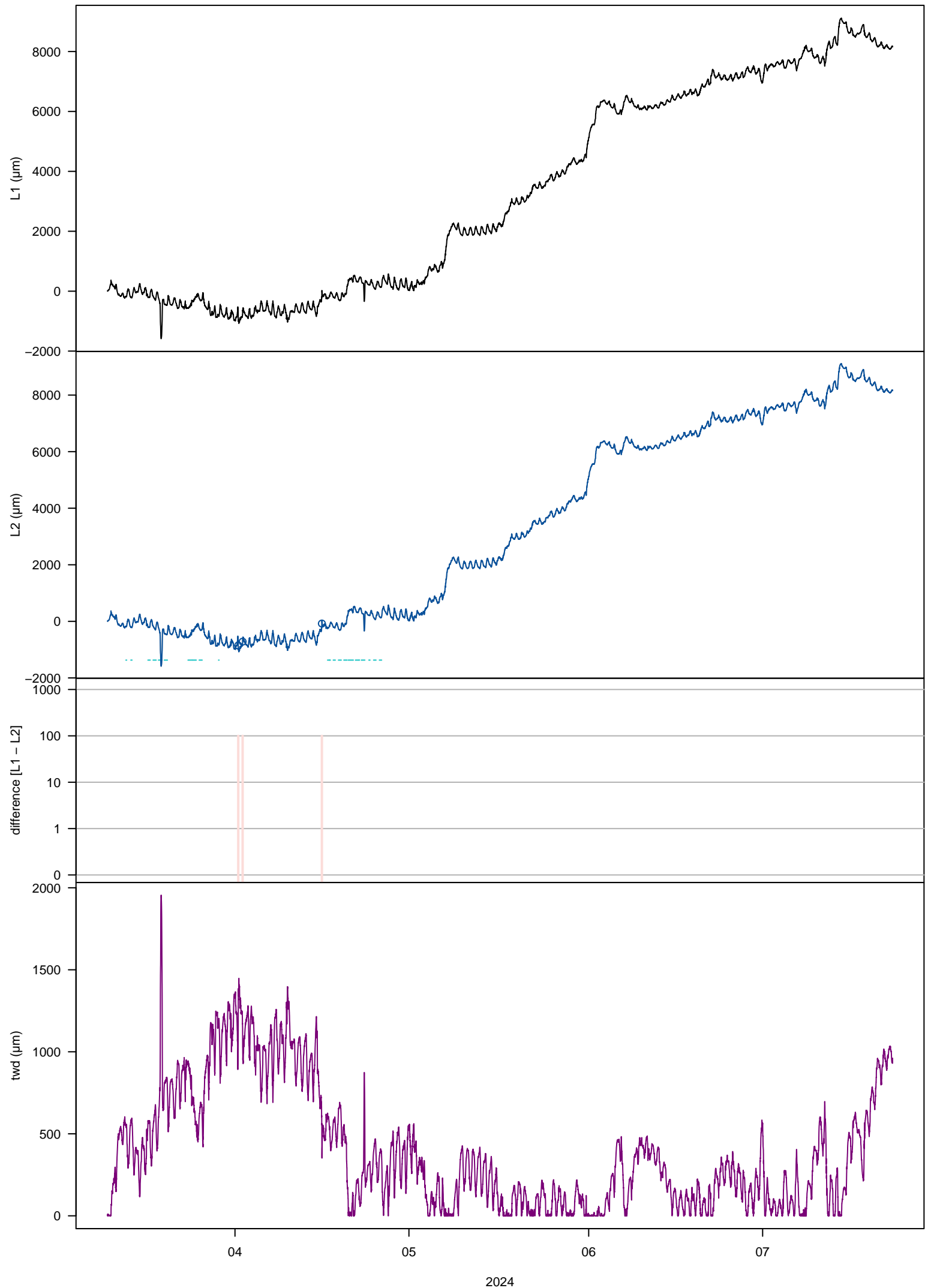
### changes in data

interpolated: 0.01%  
deleted: 0.01%  
missing: 0%

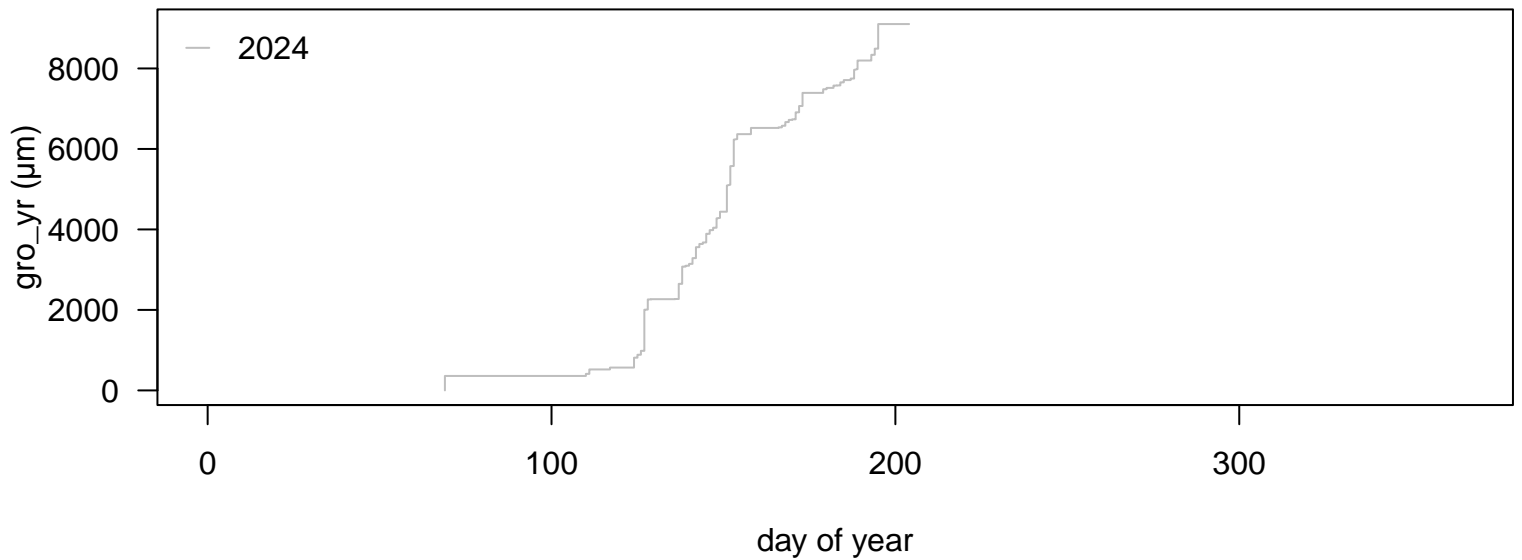
### growth statistics (µm): median (min / max)

month: 5 (5 / 5)  
week: 5 (5 / 5)  
day: 5 (5 / 5)  
hour: 1 (1 / 1)

23. Increment [mm] 6/3\_2C10



## 23. Increment [mm] 6/3\_2C10



### input variables

tol\_jump = 50  
tol\_out = 10  
frost\_thr = 5  
lowtemp = 5  
interpol = 48  
frag\_len = 2.1  
tz = UTC

### applied thresholds (μm)

tol\_jump = -3151.15 / 3157.14  
tol\_out = -659.03 / 665.03  
tol\_jump\_frost = -15755.75 / 15785.7  
tol\_out\_frost = -3295.15 / 3325.15

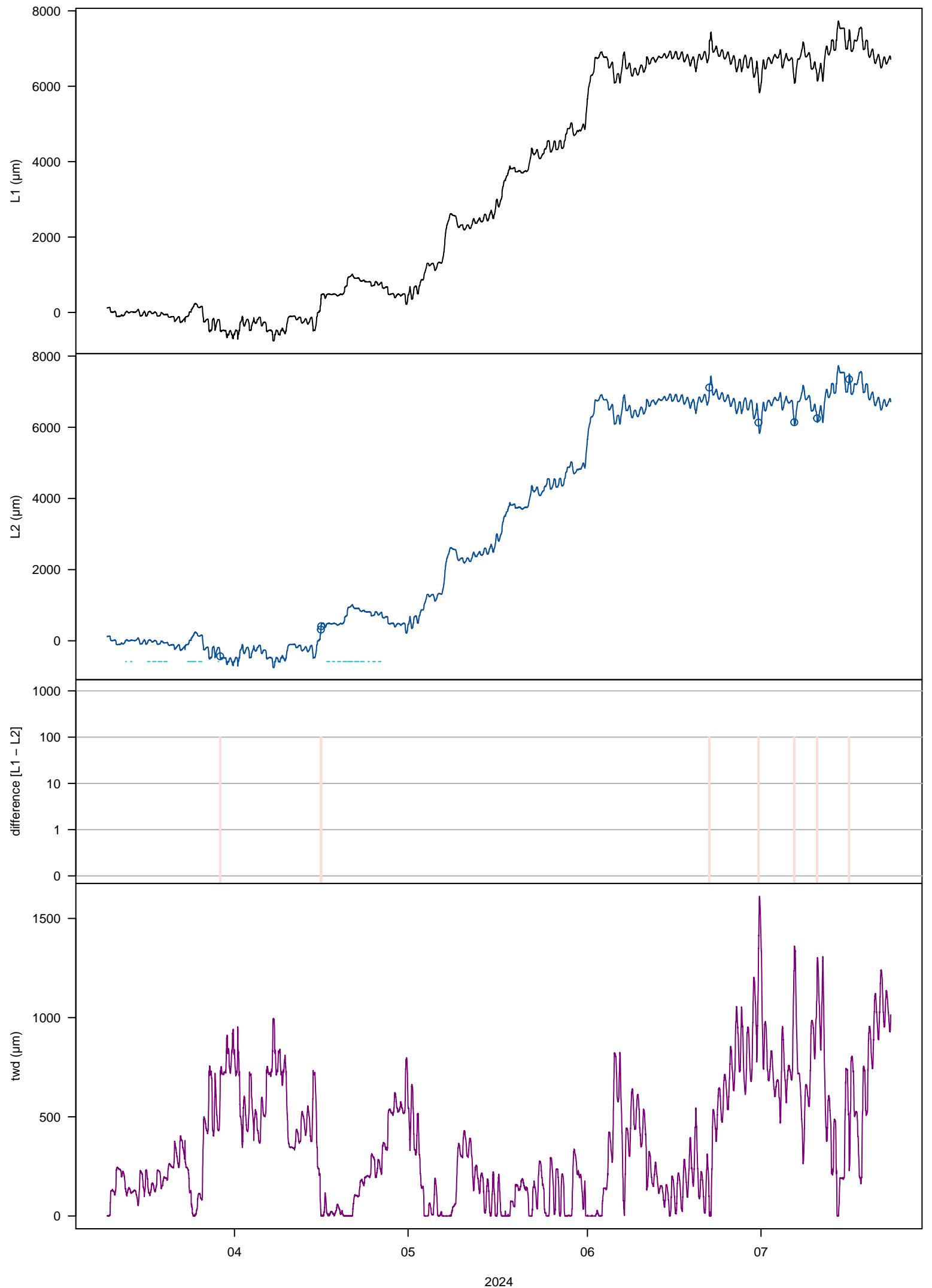
### changes in data

interpolated: 0.02%  
deleted: 0.02%  
missing: 0%

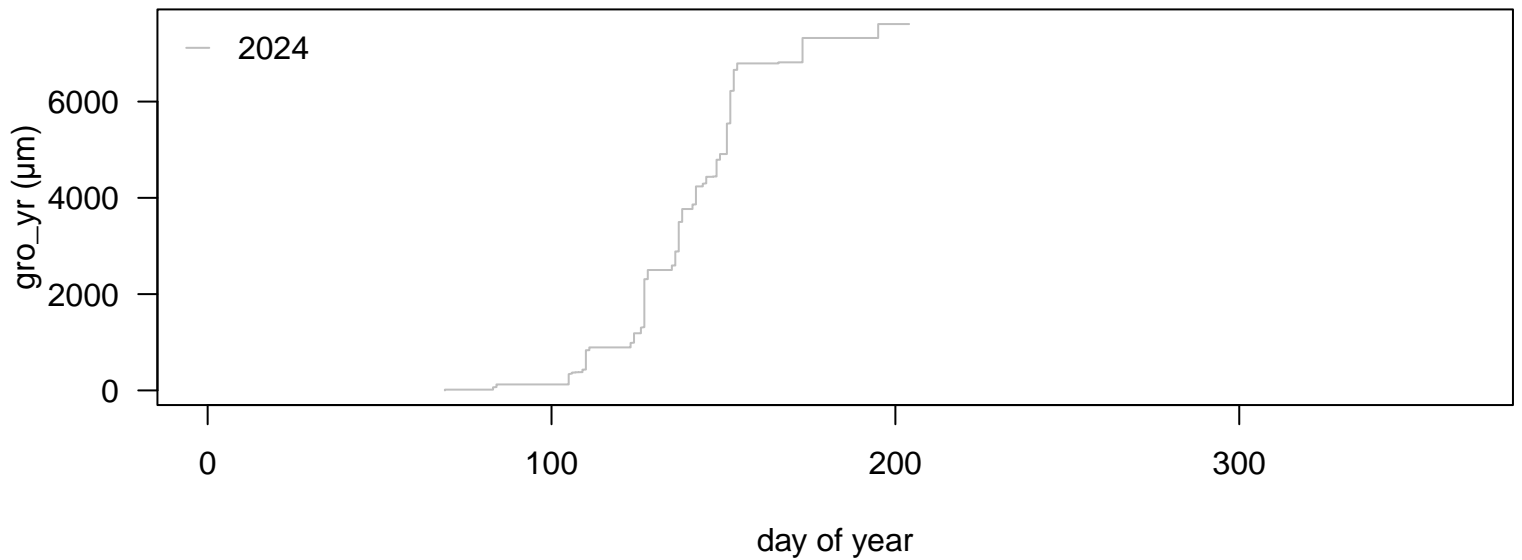
### growth statistics (μm): median (min / max)

month: 1586 (208 / 4525)  
week: 403.5 (46 / 2249)  
day: 110 (4 / 1021)  
hour: 19 (1 / 161)

# 24. Increment [mm]\_6/4\_2D8



## 24. Increment [mm]\_6/4\_2D8



### input variables

tol\_jump = 50  
tol\_out = 10  
frost\_thr = 5  
lowtemp = 5  
interpol = 48  
frag\_len = 2.1  
tz = UTC

### applied thresholds (µm)

tol\_jump = -1803.84 / 1809.83  
tol\_out = -468.7 / 474.7  
tol\_jump\_frost = -9019.2 / 9049.15  
tol\_out\_frost = -2343.5 / 2373.5

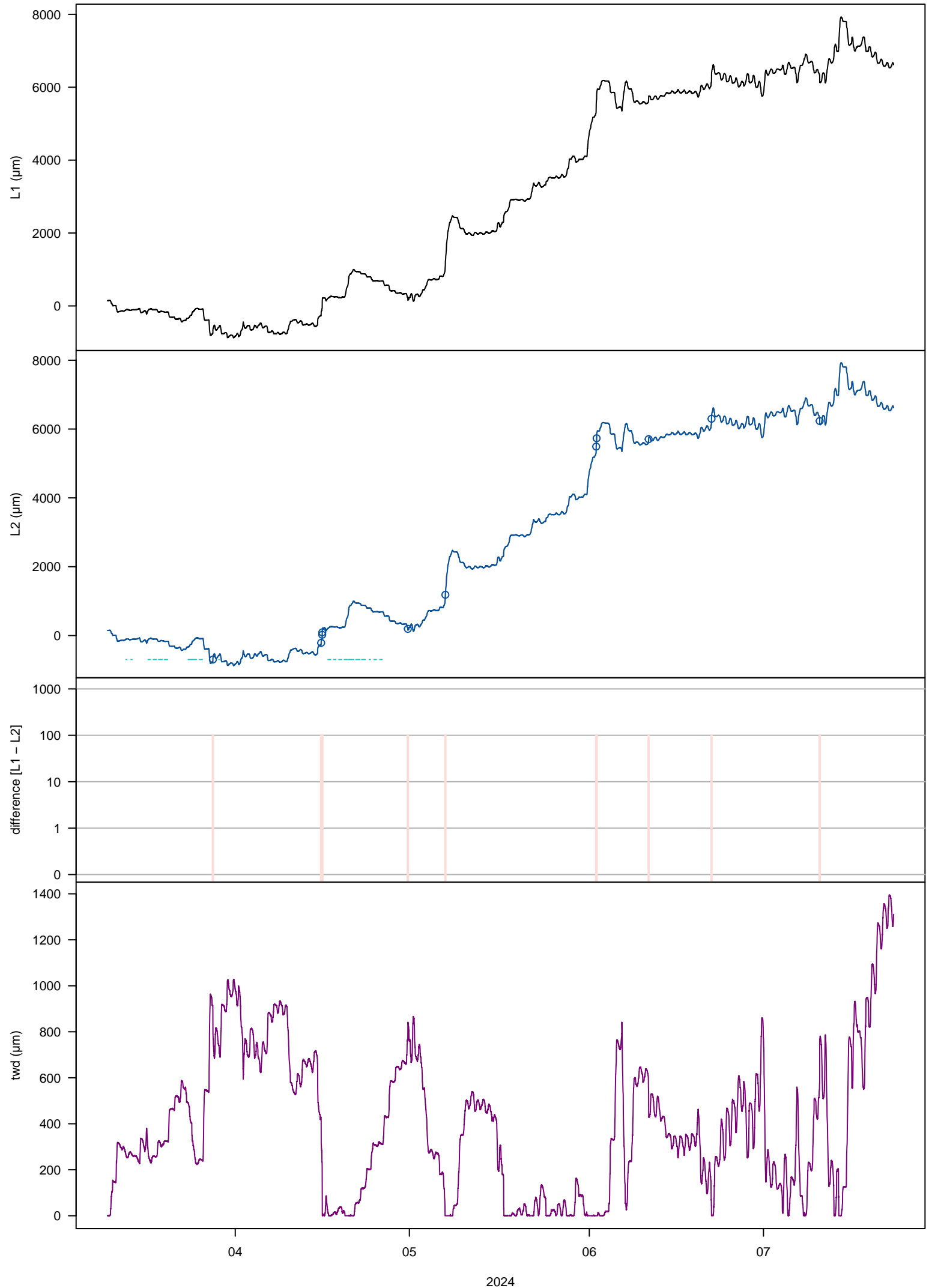
### changes in data

interpolated: 0.04%  
deleted: 0.04%  
missing: 0%

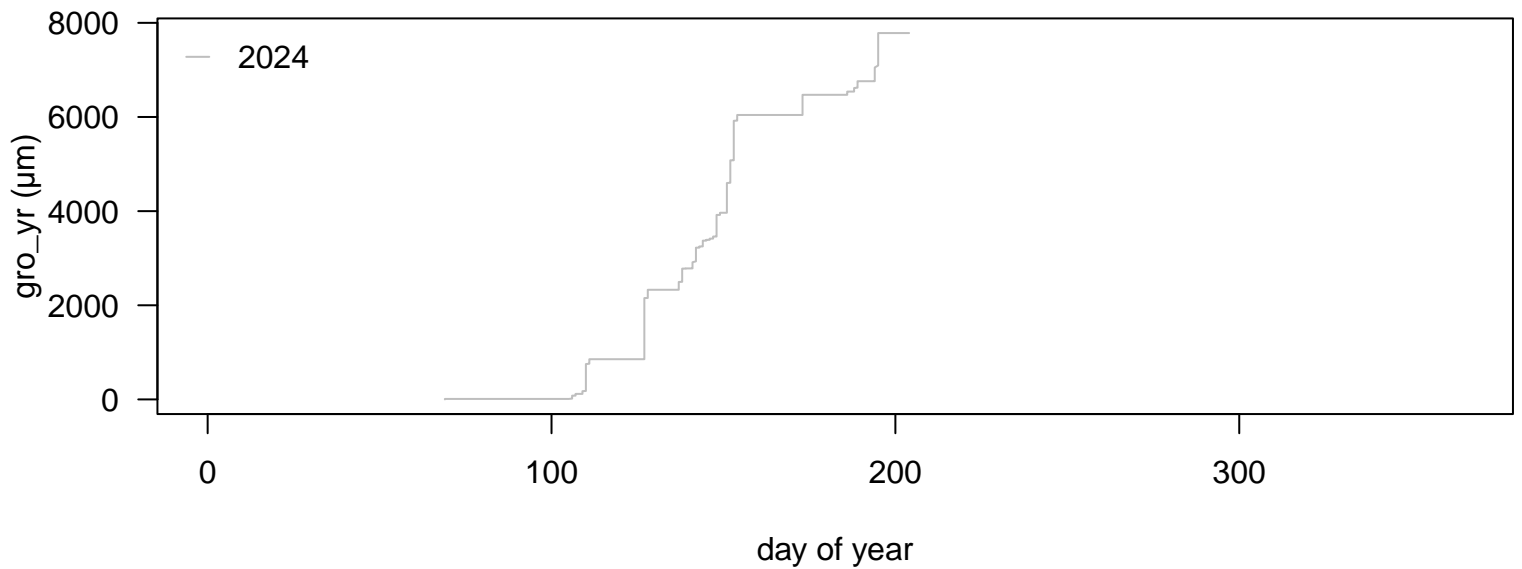
### growth statistics (µm): median (min / max)

month: 769 (124 / 4650)  
week: 294 (16 / 2221)  
day: 135 (2 / 1006)  
hour: 16 (1 / 266)

### 3. Increment [mm] 1/3\_2C2



### 3. Increment [mm] 1/3\_2C2



#### input variables

tol\_jump = 50  
tol\_out = 10  
frost\_thr = 5  
lowtemp = 5  
interpol = 48  
frag\_len = 2.1  
tz = UTC

#### applied thresholds (μm)

tol\_jump = -1346.46 / 1352.46  
tol\_out = -367.63 / 373.63  
tol\_jump\_frost = -6732.3 / 6762.3  
tol\_out\_frost = -1838.15 / 1868.15

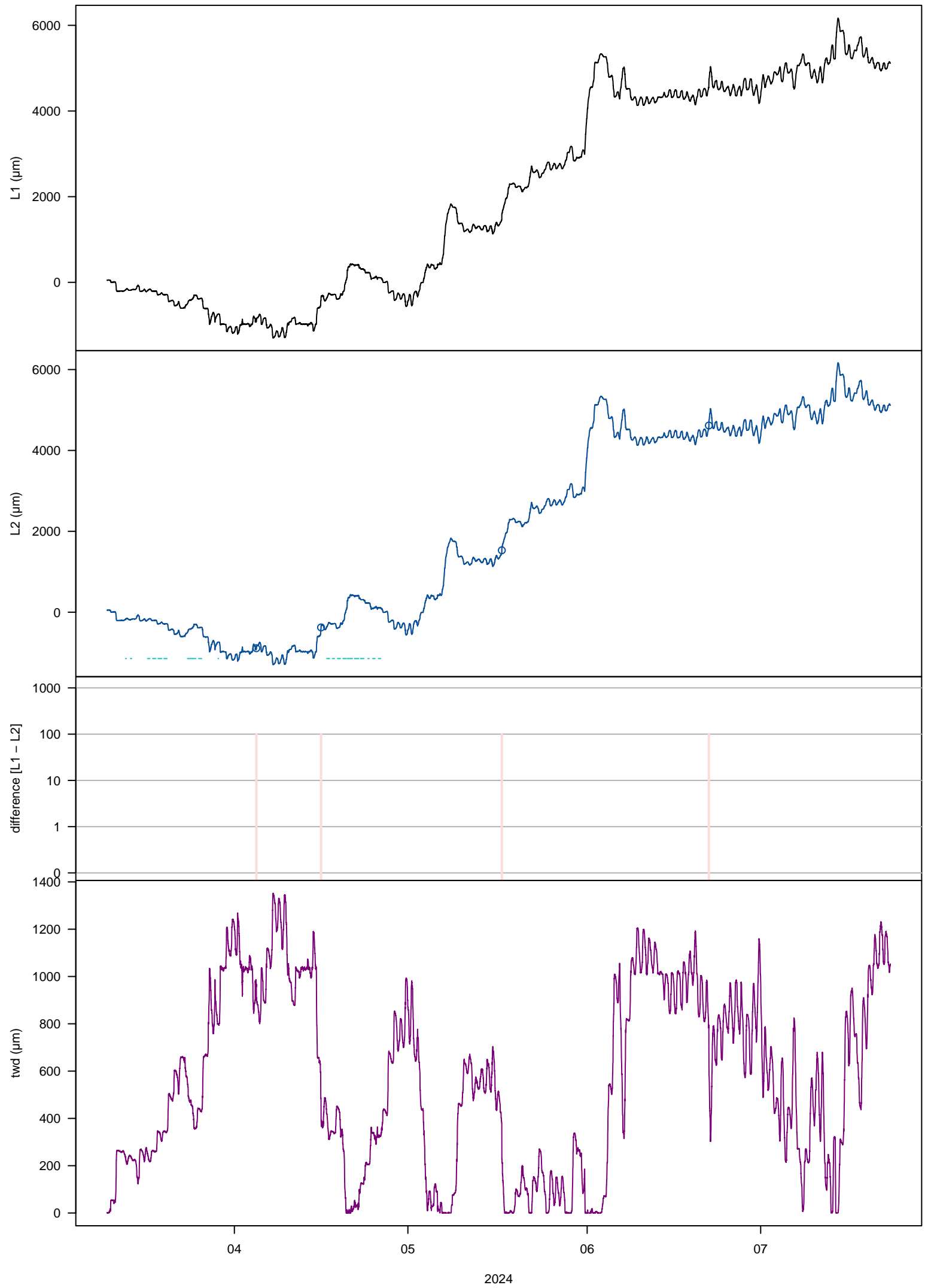
#### changes in data

interpolated: 0.06%  
deleted: 0.06%  
missing: 0%

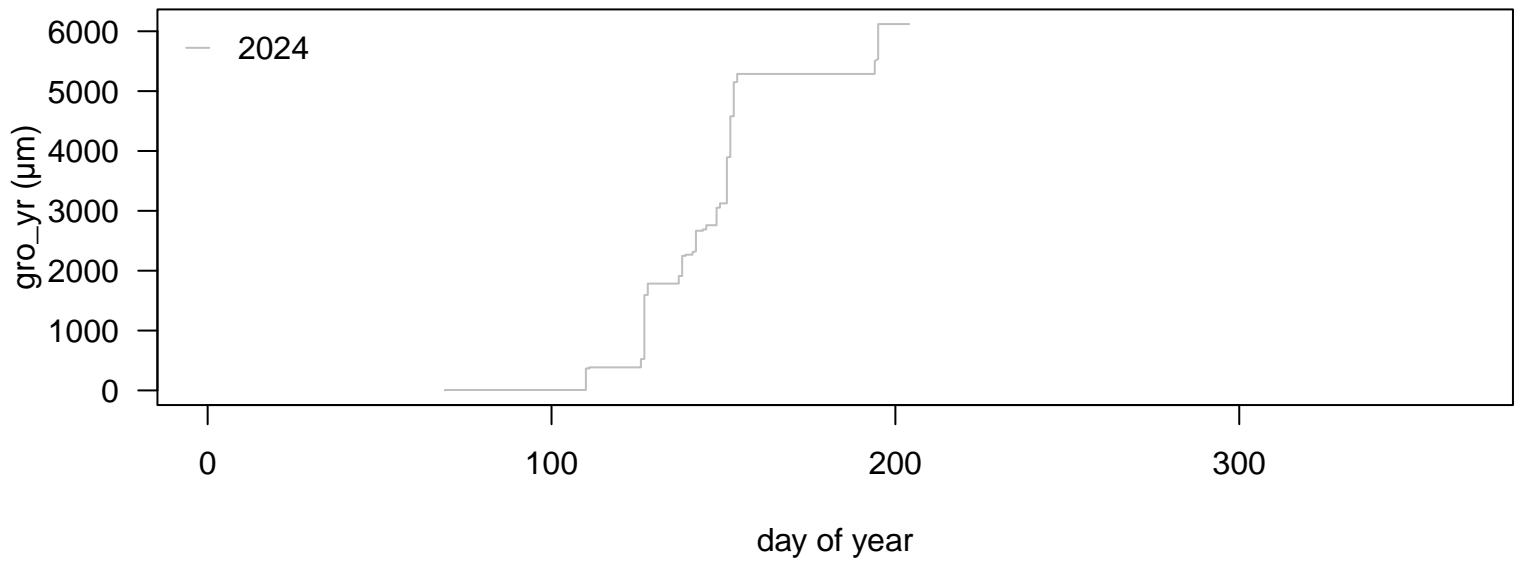
#### growth statistics (μm): median (min / max)

month: 1312 (10 / 3743)  
week: 543.5 (10 / 2503)  
day: 127.5 (4 / 1299)  
hour: 16 (1 / 283)

#### 4. Increment [mm] 1/4\_2D3



## 4. Increment [mm] 1/4\_2D3



### input variables

tol\_jump = 50  
tol\_out = 10  
frost\_thr = 5  
lowtemp = 5  
interpol = 48  
frag\_len = 2.1  
tz = UTC

### applied thresholds (μm)

tol\_jump = -1797.84 / 1803.84  
tol\_out = -373.97 / 379.97  
tol\_jump\_frost = -8989.2 / 9019.2  
tol\_out\_frost = -1869.85 / 1899.85

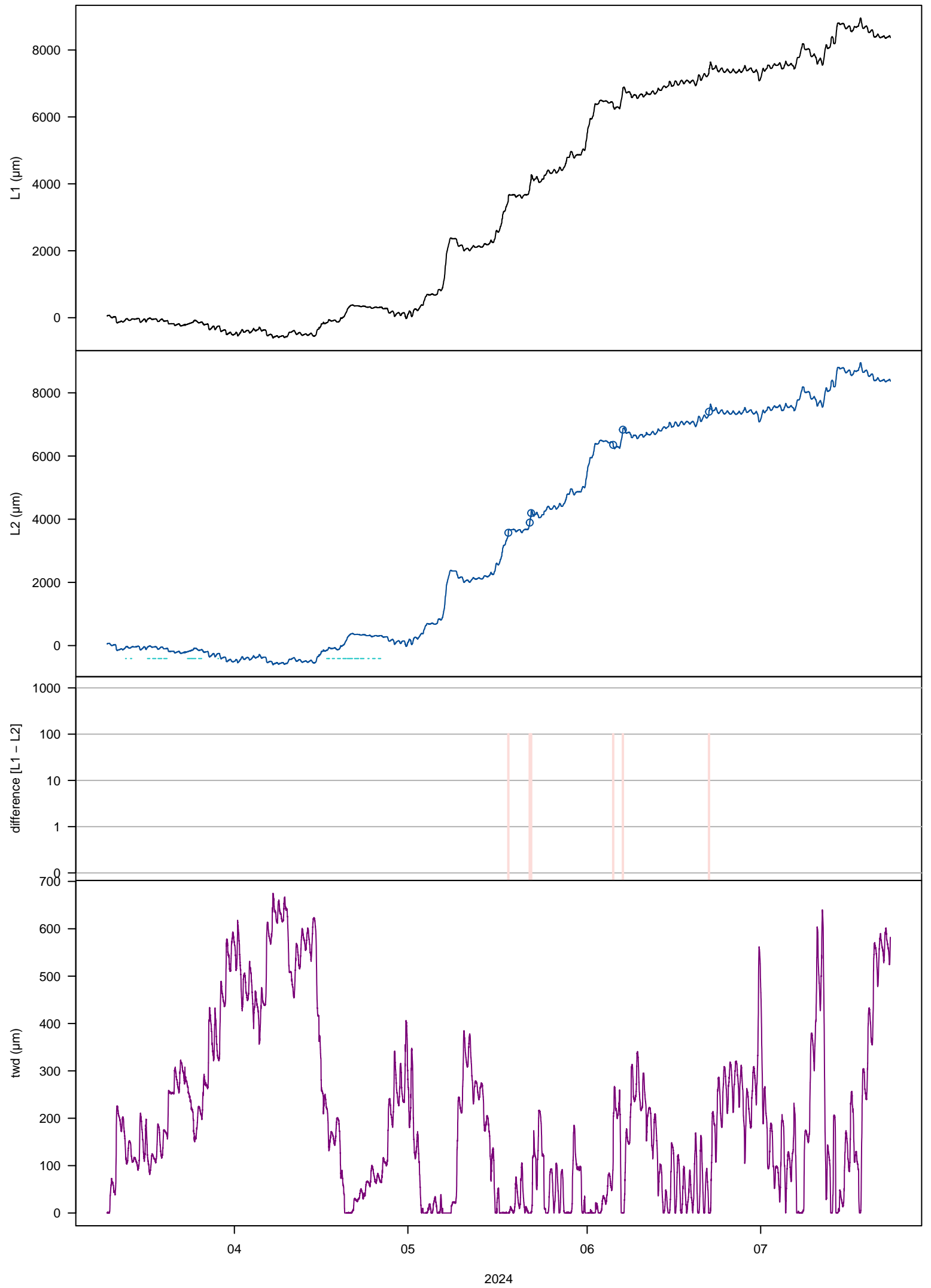
### changes in data

interpolated: 0.02%  
deleted: 0.02%  
missing: 0%

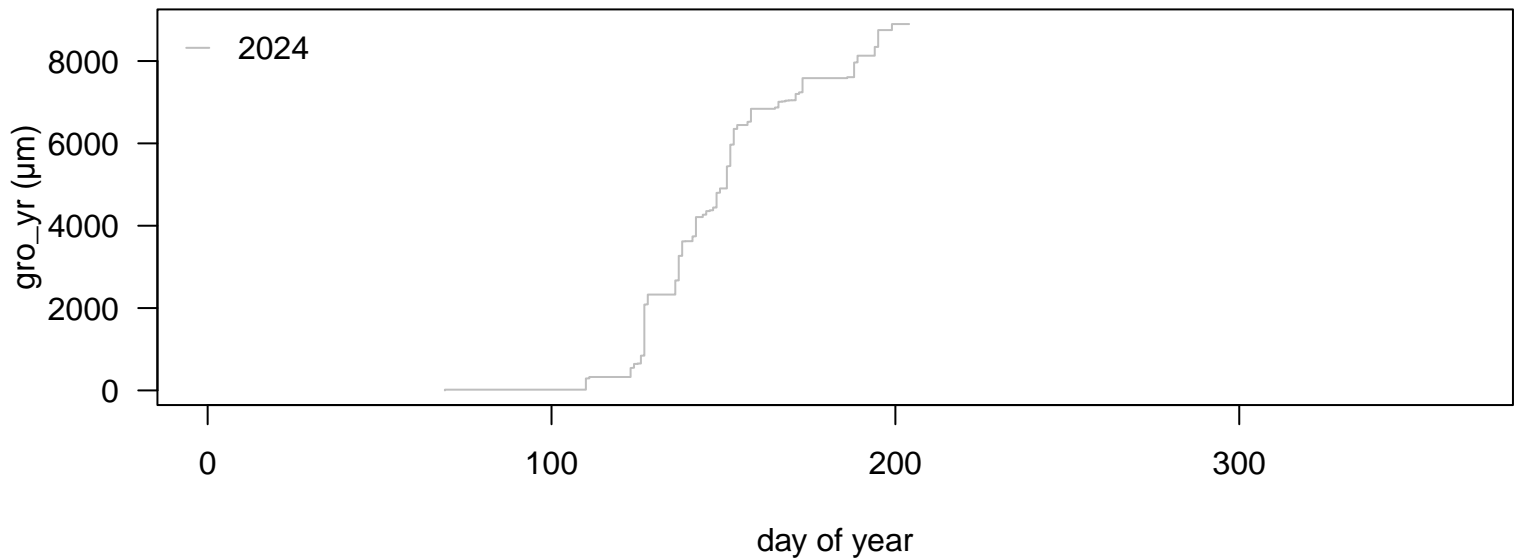
### growth statistics (μm): median (min / max)

month: 833 (7 / 3507)  
week: 487.5 (7 / 2389)  
day: 193 (7 / 1068)  
hour: 24 (0 / 151)

### 5. Increment [mm] 2/1\_2A3



## 5. Increment [mm] 2/1\_2A3



### input variables

tol\_jump = 50  
tol\_out = 10  
frost\_thr = 5  
lowtemp = 5  
interpol = 48  
frag\_len = 2.1  
tz = UTC

### applied thresholds (μm)

tol\_jump = -1346.46 / 1352.46  
tol\_out = -279.08 / 285.06  
tol\_jump\_frost = -6732.3 / 6762.3  
tol\_out\_frost = -1395.4 / 1425.3

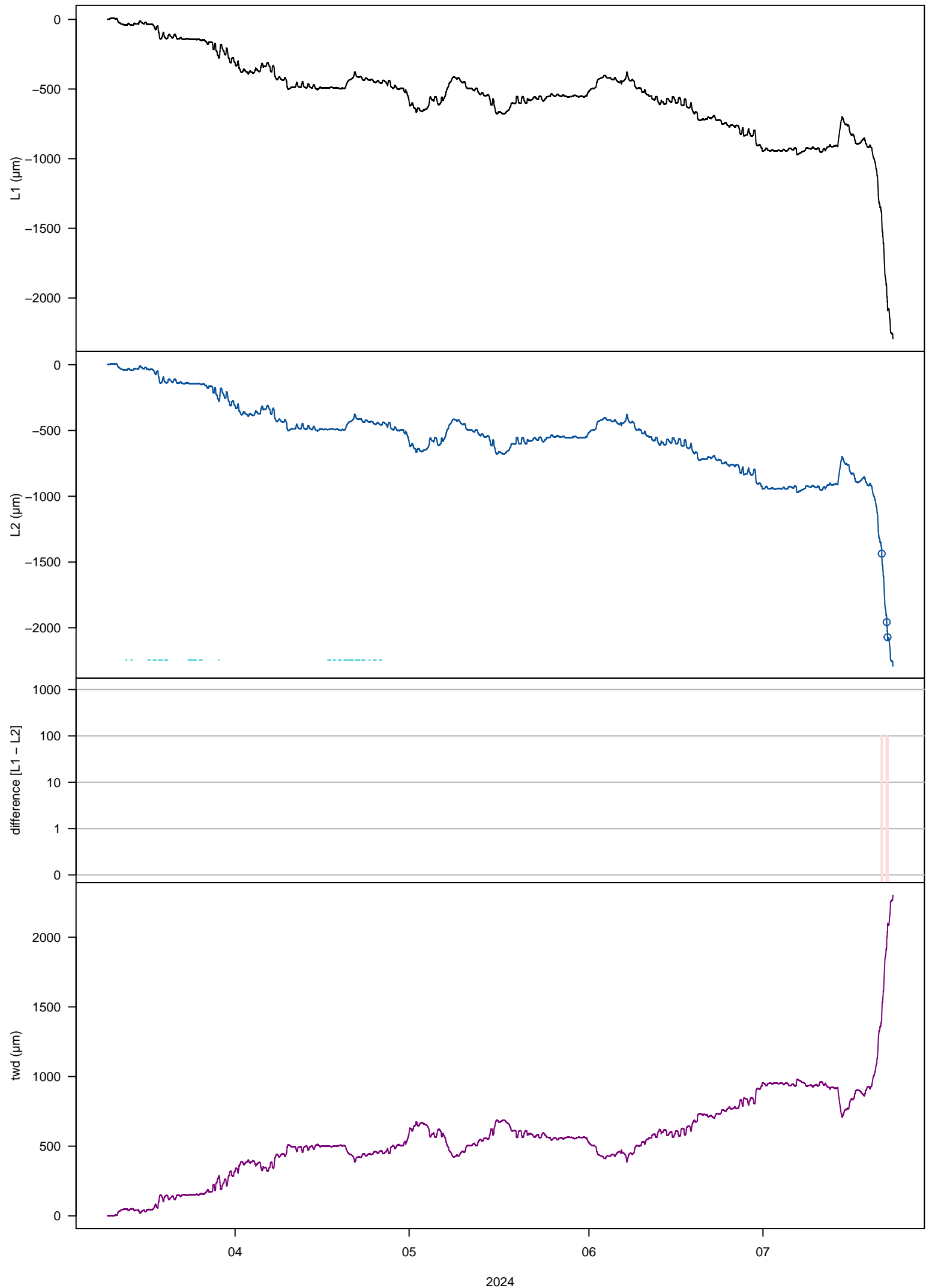
### changes in data

interpolated: 0.03%  
deleted: 0.03%  
missing: 0%

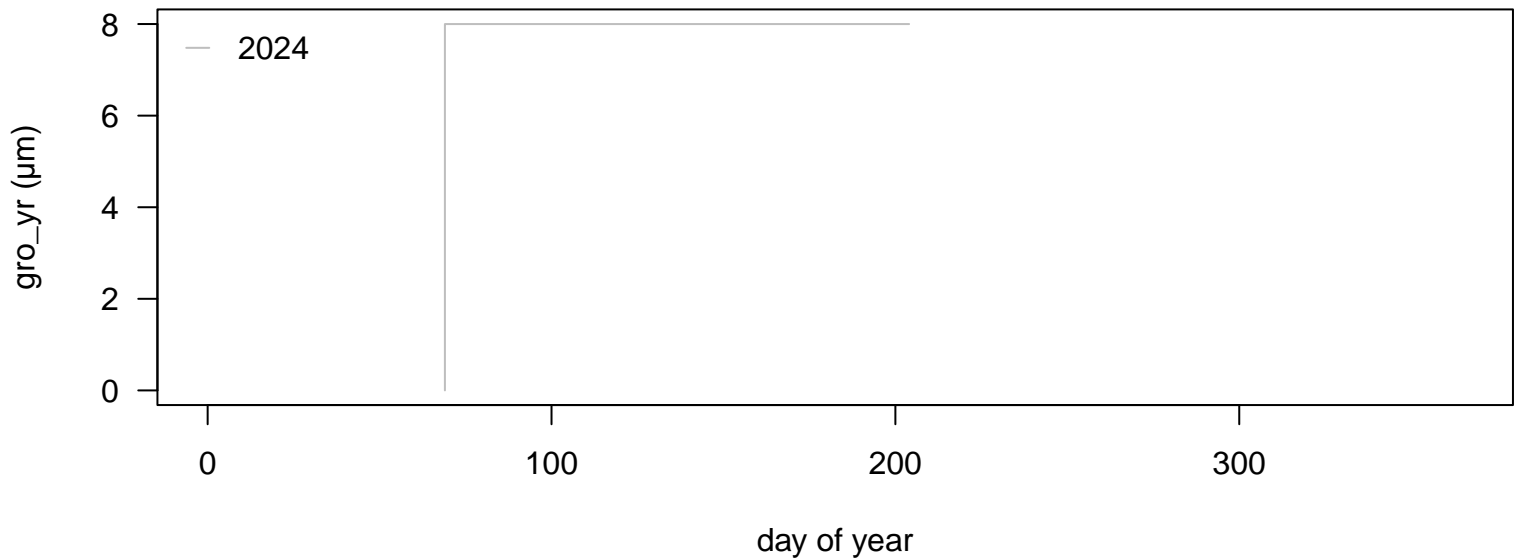
### growth statistics (μm): median (min / max)

month: 1313 (18 / 5114)  
week: 489 (18 / 1976)  
day: 143 (1 / 1241)  
hour: 16 (1 / 150)

# 6. Increment [mm] 2/2 2B4



## 6. Increment [mm] 2/2\_2B4



### input variables

tol\_jump = 50  
tol\_out = 10  
frost\_thr = 5  
lowtemp = 5  
interpol = 48  
frag\_len = 2.1  
tz = UTC

### applied thresholds (µm)

tol\_jump = -895.92 / 895.92  
tol\_out = -183.99 / 183.99  
tol\_jump\_frost = -4479.6 / 4479.6  
tol\_out\_frost = -919.95 / 919.95

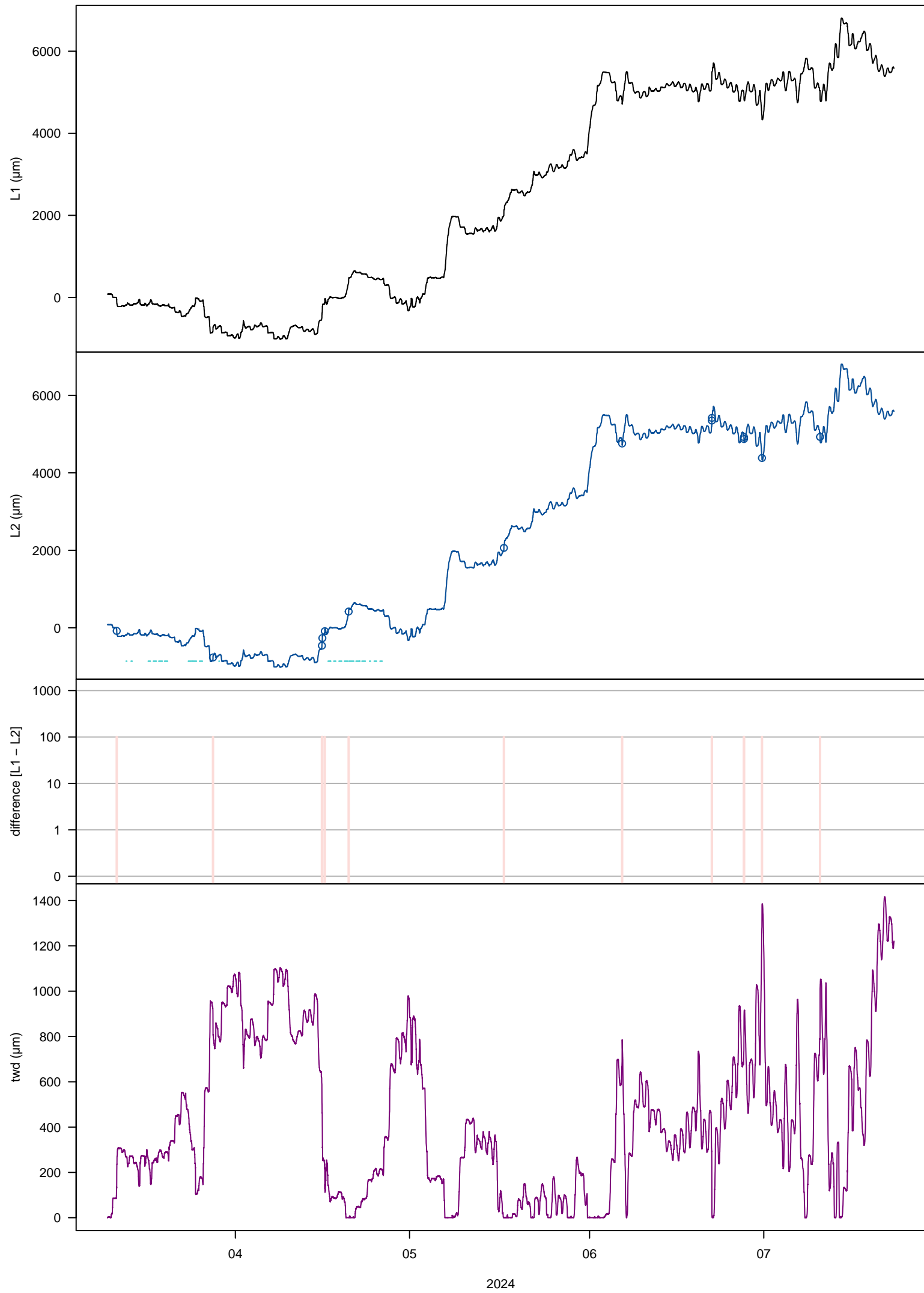
### changes in data

interpolated: 0.02%  
deleted: 0.02%  
missing: 0%

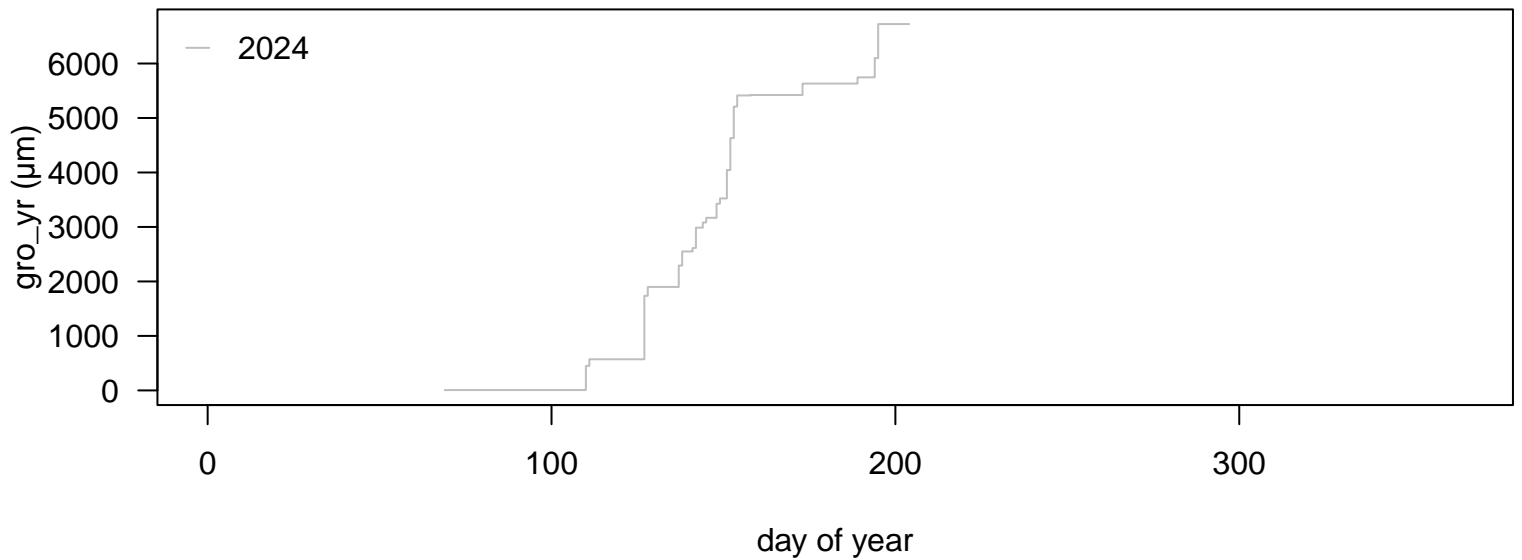
### growth statistics (µm): median (min / max)

month: 8 (8 / 8)  
week: 8 (8 / 8)  
day: 8 (8 / 8)  
hour: 2 (1 / 2)

# 7. Increment [mm] 2/3\_2C3



## 7. Increment [mm] 2/3\_2C3



### input variables

tol\_jump = 50  
tol\_out = 10  
frost\_thr = 5  
lowtemp = 5  
interpol = 48  
frag\_len = 2.1  
tz = UTC

### applied thresholds (µm)

tol\_jump = -1796.14 / 1802.14  
tol\_out = -373.8 / 379.8  
tol\_jump\_frost = -8980.7 / 9010.7  
tol\_out\_frost = -1869 / 1899

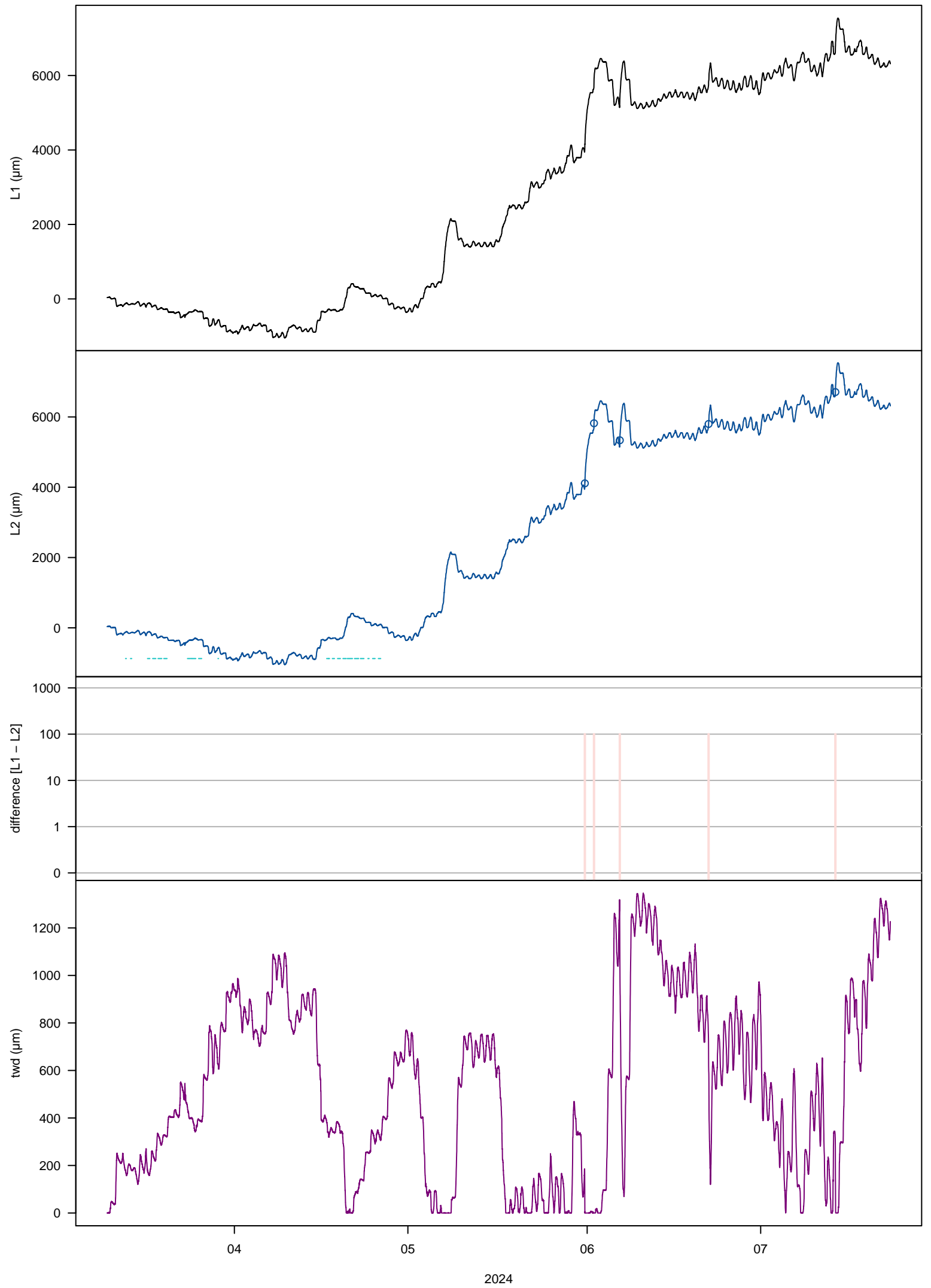
### changes in data

interpolated: 0.07%  
deleted: 0.07%  
missing: 0%

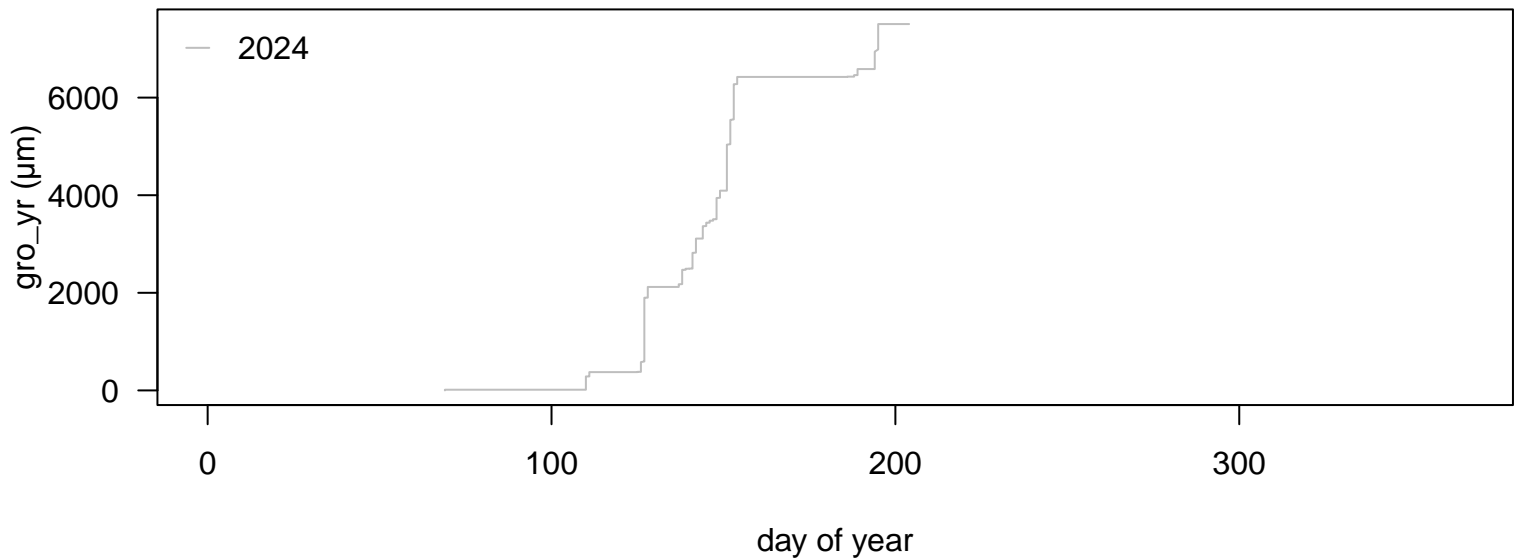
### growth statistics (µm): median (min / max)

month: 1092 (6 / 3473)  
week: 618 (6 / 2040)  
day: 234 (6 / 1164)  
hour: 18 (1 / 136)

# 8. Increment [mm] 2/4\_2D4



## 8. Increment [mm] 2/4\_2D4



### input variables

tol\_jump = 50  
tol\_out = 10  
frost\_thr = 5  
lowtemp = 5  
interpol = 48  
frag\_len = 2.1  
tz = UTC

### applied thresholds (µm)

tol\_jump = -1796.16 / 1802.13  
tol\_out = -373.98 / 379.98  
tol\_jump\_frost = -8980.8 / 9010.65  
tol\_out\_frost = -1869.9 / 1899.9

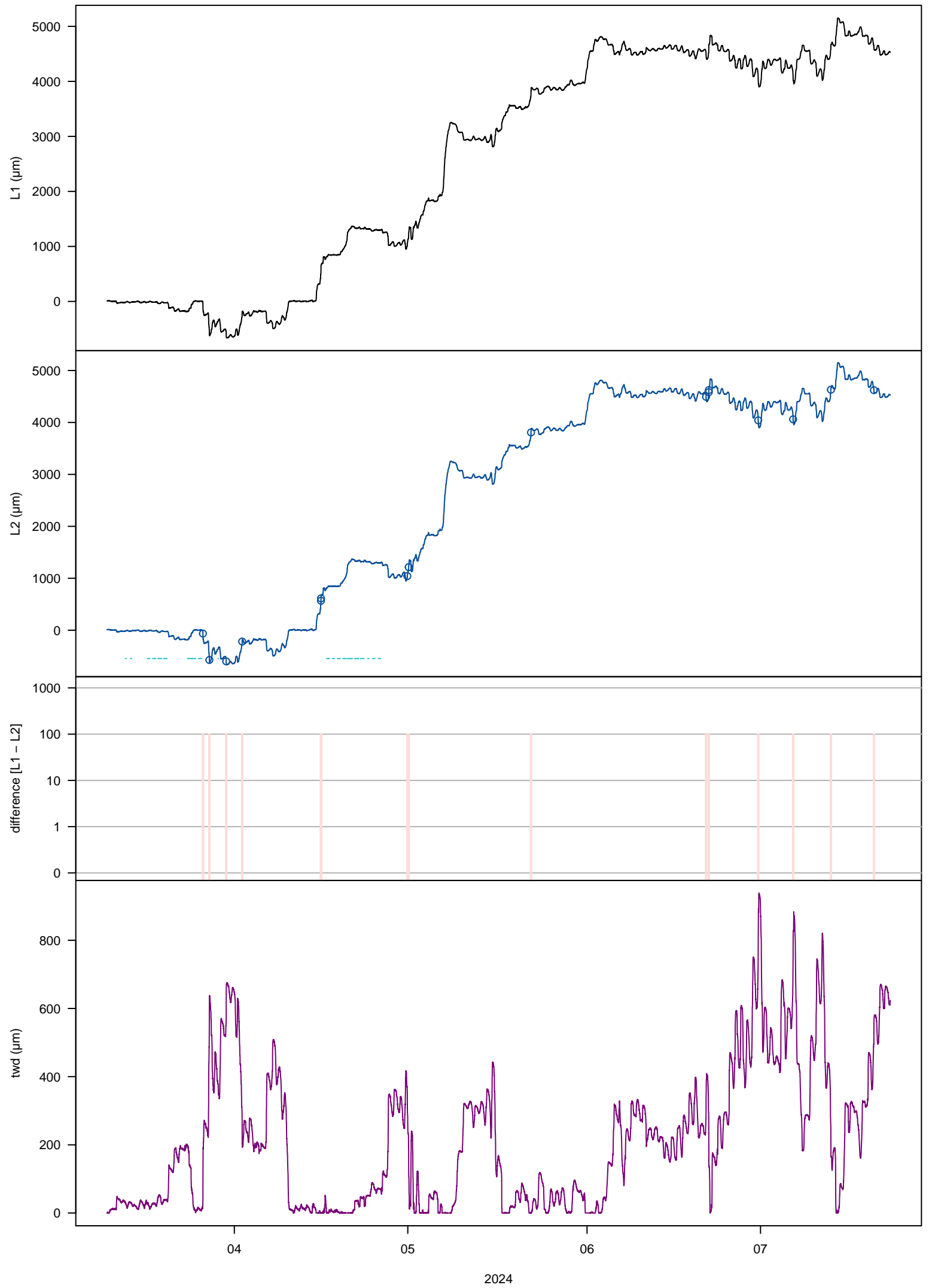
### changes in data

interpolated: 0.03%  
deleted: 0.03%  
missing: 0%

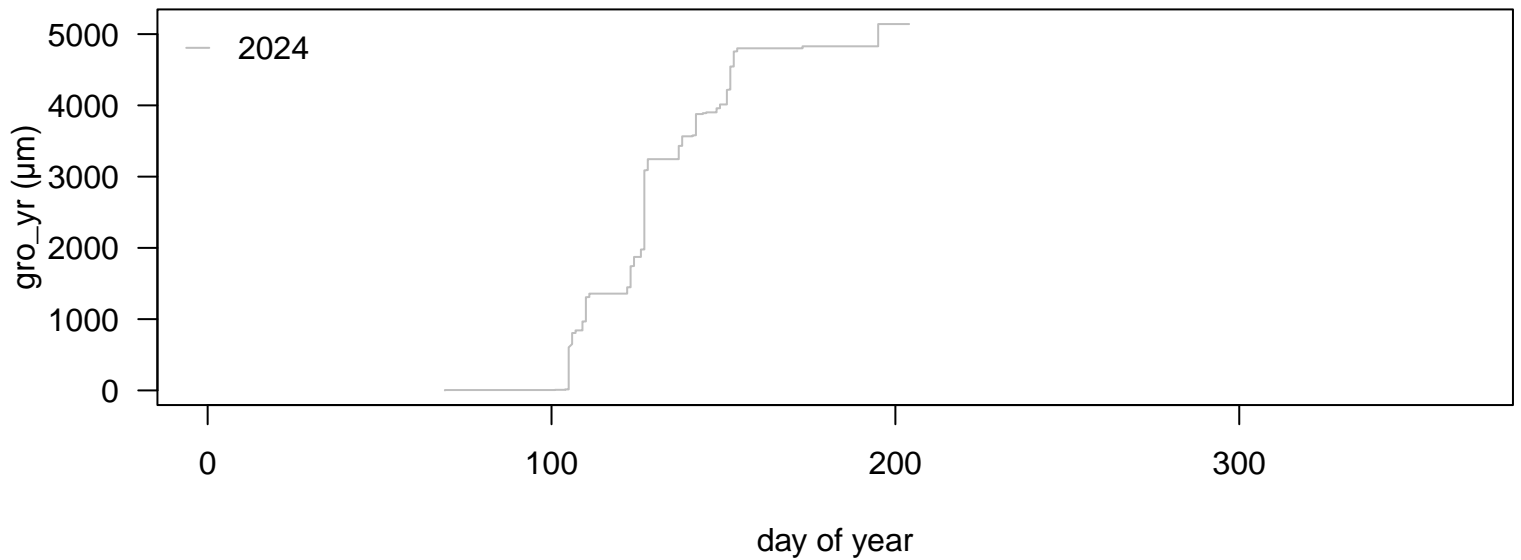
### growth statistics (µm): median (min / max)

month: 1083 (14 / 4661)  
week: 367 (5 / 2796)  
day: 175.5 (3 / 1319)  
hour: 23 (1 / 265)

### 9. Increment [mm] 3/1\_2A4



## 9. Increment [mm] 3/1\_2A4



### input variables

tol\_jump = 50  
tol\_out = 10  
frost\_thr = 5  
lowtemp = 5  
interpol = 48  
frag\_len = 2.1  
tz = UTC

### applied thresholds (μm)

tol\_jump = -1345.6 / 1345.62  
tol\_out = -278.73 / 278.74  
tol\_jump\_frost = -6728 / 6728.1  
tol\_out\_frost = -1393.65 / 1393.7

### changes in data

interpolated: 0.08%  
deleted: 0.08%  
missing: 0%

### growth statistics (μm): median (min / max)

month: 612 (5 / 2859)  
week: 321 (5 / 1372)  
day: 125 (3 / 1111)  
hour: 10 (1 / 133)